

Data Sheet | Item Number: 221-412

Splicing connector with levers; for all conductor types; max. 4 mm²; 2-conductor;
with levers; transparent housing; Surrounding air temperature: max 85°C (T85); 4,00
mm²; transparent

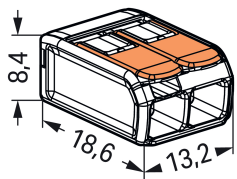


<https://www.wago.com/221-412>



Color: transparent





Dimensions in mm



Your benefits:

- Ease of use – pull the lever up, insert a conductor and push the lever back down
- Available as 2-, 3- and 5-wire connectors
- Easily terminate conductors from 0.14 to 4 mm²
- Connect solid, stranded and fine-stranded conductors
- Save time for installers and device manufacturers
- Quickly install devices with higher power consumption
- Safely install long cable runs with larger conductor cross sections
- Mounting carrier for installation conforms to standards
- Custom carriers are possible

Notes

Safety management note

NOTICE: Observe installation and safety instructions!

- **Only to be used by electricians!**
- Do not work under voltage/load!
- Use only for proper use!
- Observe national regulations/standards/guidelines!
- Observe technical specifications for the products!
- Observe the number of permissible potentials!
- Do not use damaged/dirty components!
- Observe conductor types, cross-sections and strip lengths!
- Insert conductor until it hits the product's backstop!
- Use original accessories!

To be sold only with installation instructions!

Safety Information

in grounded power lines

Electrical data

Ratings per		EN 60664			Approvals per		UL 486C		
Overvoltage category		III	III	II	Use group	B	C	D	
Pollution degree		3	2	2	Rated voltage	-	600 V	-	
Nominal voltage		-	-	450 V	Rated current	-	20 A	-	
Rated surge voltage		-	-	4 kV					
Rated current		-	-	32 A					

Connection data

Clamping units	2	Connection 1	
Total number of potentials	1	Connection technology	CAGE CLAMP®
		Actuation type	Lever
		Connectable conductor materials	Copper
		Nominal cross-section	4 mm ² / 12 AWG
		Solid conductor	0.2 ... 4 mm ² / 24 ... 12 AWG
		Stranded conductor	0.2 ... 4 mm ² / 24 ... 12 AWG
		Fine-stranded conductor	0.14 ... 4 mm ² / 24 ... 12 AWG
		Strip length	11 mm / 0.43 inches
		Wiring direction	Side-entry wiring

Physical data

Width	13.2 mm / 0.52 inches
Height	8.4 mm / 0.331 inches
Depth	18.6 mm / 0.732 inches

Material data

Note (material data)	Information on material specifications can be found here
Color	transparent
Material group	IIIa
Insulation material (main housing)	Polycarbonate (PC)
Flammability class per UL94	V2
Fire load	0.049 MJ
Actuator color	orange
Weight	1.7 g

Environmental requirements

Ambient temperature (operation)	+85 °C
Continuous operating temperature	105 °C
Temperature marking per EN 60998	T85

Commercial data

Product Group	7 (Push Wire Conn.)
eCl@ss 10.0	27-14-11-04
eCl@ss 9.0	27-14-11-04
ETIM 8.0	EC000446
ETIM 7.0	EC000446
PU (SPU)	1000 (100) pcs
Packaging type	Box
Country of origin	DE
GTIN	4050821808435
Customs tariff number	85369010000

Environmental Product Compliance

RoHS Compliance Status	Compliant, No Exemption
------------------------	-------------------------

Approvals / Certificates

General approvals



Approval	Standard	Certificate Name
CCA DEKRA Certification B.V.	EN 60998	NTR NL-7990
cULus_Listed_667F Underwriters Laboratories Inc.	UL 486C	E69654
ENEC 05 DEKRA Certification B.V.	EN 60669, EN 60998	71-127529
UL_Listed_64KA UL International Germany GmbH	UL 467	E201573

Declarations of conformity and manufacturer's declarations

Approval	Standard	Certificate Name
EU-Declaration of Conformity WAGO GmbH & Co. KG	-	-
UK-Declaration of Conformity WAGO GmbH & Co. KG	-	-

Approvals for marine applications



Approval	Standard	Certificate Name
ABS American Bureau of Shipping	-	18-HG1755093-PDA
DNV GL Det Norske Veritas, Germanischer Lloyd	EN 60998	TAE000015T
LR Lloyds Register	EN 60998	LR22207029TA

Downloads

Environmental Product Compliance

Compliance Search			
Environmental Product Compliance 221-412			↓

Documentation

Bid Text			
221-412	19.02.2019	xml 3.43 KB	↓
221-412	23.01.2019	docx 15.26 KB	↓
ausschreiben.de 221-412			↓

CAD/CAE-Data

CAD data	
2D/3D Models 221-412	↓

CAE data	
EPLAN Data Portal 221-412	↓
ZUKEN Portal 221-412	↓

1 Compatible Products

1.1 Optional Accessories

1.1.1 General accessories

1.1.1.1 Empty housings



Item No.: 207-4301
 Junction box; Branch; for multicore cables; 221 Series; max. 4 mm² connectors; without splicing connectors; white

1.1.1.2 Moisture protection



Item No.: 207-1331
 Gelbox; Branch; for cables; with gel; 221, 2x73 Series; max. 4 mm² connectors; without splicing connectors; Size 1; gray



Item No.: 207-1332
 Gelbox; Branch; for cables; with gel; 221, 2x73 Series; max. 4 mm² connectors; without splicing connectors; Size 2; gray



Item No.: 207-1333
 Gelbox; Branch; for cables; with gel; 221, 2x73 Series; max. 4 mm² connectors; without splicing connectors; Size 3; gray

1.1.2 Jumper

1.1.2.1 Jumper



Item No.: 221-941/000-006

Jumper; for conductor entry; 2-way; insulated; blue



Item No.: 221-942/000-006

Jumper; for conductor entry; 2-way; insulated; blue



Item No.: 221-941

Jumper; for conductor entry; 2-way; insulated; dark gray



Item No.: 221-942

Jumper; for conductor entry; 2-way; insulated; dark gray

1.1.3 Mounting adapter

1.1.3.1 Mounting accessories



Item No.: 221-500/000-006

Mounting carrier; 221 Series - 4 mm²; for DIN-35 rail mounting/screw mounting; blue



Item No.: 221-500/000-053

Mounting carrier; 221 Series - 4 mm²; for DIN-35 rail mounting/screw mounting; dark gray-yellow



Item No.: 221-500

Mounting carrier; 221 Series - 4 mm²; for DIN-35 rail mounting/screw mounting; orange



Item No.: 221-502/000-004

Mounting carrier; for 2-conductor terminal blocks; 221 Series - 4 mm²; for screw mounting; black



Item No.: 221-502

Mounting carrier; for 2-conductor terminal blocks; 221 Series - 4 mm²; for screw mounting; white



Item No.: 221-512/000-004

Mounting carrier; for 2-conductor terminal blocks; 221 Series - 4 mm²; with snap-in mounting foot for horizontal mounting; black



Item No.: 221-512

Mounting carrier; for 2-conductor terminal blocks; 221 Series - 4 mm²; with snap-in mounting foot for horizontal mounting; white



Item No.: 221-522/000-004

Mounting carrier; for 2-conductor terminal blocks; 221 Series - 4 mm²; with snap-in mounting foot for vertical mounting; black

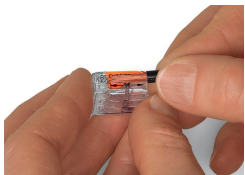


Item No.: 221-522


Mounting carrier; for 2-conductor terminal blocks; 221 Series - 4 mm²; with snap-in mounting foot for vertical mounting; white

Installation Notes


Conductor termination



Strip conductor to 11 mm (0.43 inch).



Pull up an orange lever to open the clamping unit.



Then insert the conductor and push the lever back down, flush with the connector housing.



Compact, lever-operated splicing connectors:


Tool-free connection of fine-stranded conductors from 0.14 ... 4 mm², as well as solid or stranded conductors from 0.2 ... 4 mm² (24 ... 12 AWG).

Safety:


The lever's specially designed rest position reliably prevents accidental unclamping of a connected conductor.

Application safety, for any type of conductor (solid, stranded, fine-stranded), is confirmed by approvals like ENEC or UL.

Application



Wiring fine-stranded conductors in junction boxes.



Custom low-voltage lighting system



Lighting distribution in a ceiling canopy



Pendant light connection in a suspended ceiling