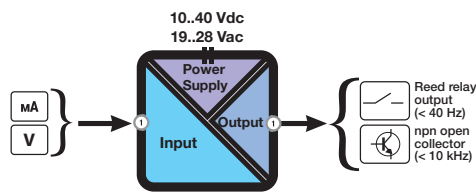




Z104

DC CURRENT/VOLTAGE TO FREQUENCY ISOLATOR/CONVERTER



Z104 allows a conversion of the current or voltage input signal into a series of pulses with constant duration.

A typical use is when, with a flow meter featuring an analogue output (example 4-20mA), the flow must be totalized. the output is programmable in a range from 1 pulse every 2 hours to 10 KHz. A 3-way galvanic isolation among Power supply // input // output circuits assures the integrity of your datas.

TECHNICAL SPECIFICATIONS

General Data

Power supply	19..40 Vdc / 19..28 Vac / 50-60 Hz
Power consumption	2,5 W
Isolation	1.500 Vac (3 way)
Transducer Power Supply	Yes
Status Indicators	Power supply, error, data transmission, data reception, input status
Settings	Dip- switches EASY_Z109 (PC software)
Mounting	35 mm DIN rail guide
Protection Degree	IP20
Operating Temperature	0..+50 °C
Dimension (W x H x D)	17.5 x 100 x 112 mm
Accuracy	0,1%
Response time	35 ms (11 bit)..140 ms (16 bit)

Input

Channel Numbers	1
Voltage	4 scales: 0..5, 1..5, 0..10, 2..10 V Min load impedance: 1.000 Ω
Current	2 scales: 0/4..20 mA (active/passive) Max load resistance: 600 Ω

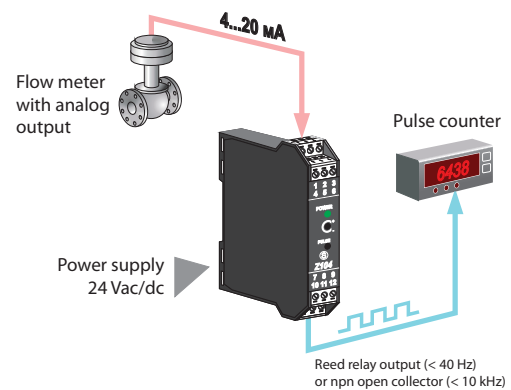
Output

Channel Numbers	1
Pulse	Transistor npn open-collector 30 Vcc 300 mA. Reed-relè 30 Vac/dc 100 mA. Max frequency 10 KHz

Standard

Approval	CE
Norms	EN 50081-2; EN 55011; EN 50082-2; EN 61000-2-2/4; EN 50140/141; EN 61010-1





APPLICATION NOTE



ORDER CODES

Code	Description
Z104	DC Current/Voltage to frequency isolator/converter, power supply 19..40 Vdc / 19..28 Vac

SIMILAR PRODUCTS

			
Z111 Frequency to DC isolator / converter pg. 94	K111 Isolated dual output frequency trip amplifier pg. 111	K112 Universal digital coupler/isolator pg. 112	S311D Frequency / digital input indicators - totalizers pg. 124