

# Product datasheet

Specifications



## Monolithic pilot light, plastic, blue, Ø22, integral LED, 24 V AC/DC

XB7EV06BP

### Main

Range of product	Harmony XB7
Product or component type	Pilot light
Device short name	XB7
Mounting diameter	22 mm
Sale per indivisible quantity	10
Shape of signaling unit head	Round
Cap/Operator or lens colour	Blue
Light source	LED
Bulb base	Integral LED
[Us] rated supply voltage	24 V AC/DC 50/60 Hz
Device presentation	Monolithic product

### Complementary

Height	29 mm
Width	29 mm
Depth	54 mm
Terminals description ISO n°1	(X1-X2)PL
Net weight	0.02 kg
Device mounting	Fixing hole - diameter: 22.5 mm 22.3 +0.4/0 conforming to EN/IEC 60947-5-1
Fixing center	>= 30 x 40 mm (support panel) metal - thickness: 1...6 mm >= 30 x 40 mm (support panel) plastic - thickness: 2...6 mm
Fixing mode	Fixing nut beneath head: 2...2.4 N.m
Connections - terminals	Screw clamp terminals, <= 2 x 1.5 mm <sup>2</sup> with cable end conforming to EN/IEC 60947-1 Screw clamp terminals, 1 x 0.22...2 x 2.5 mm <sup>2</sup> without cable end conforming to EN/IEC 60947-1
Tightening torque	0.8...1.2 N.m conforming to EN 60947-1
Shape of screw head	Cross compatible with JIS No 1 screwdriver Cross compatible with Philips no 1 screwdriver Cross compatible with pozidriv No 1 screwdriver Slotted compatible with flat Ø 4 mm screwdriver Slotted compatible with flat Ø 5.5 mm screwdriver
[Ui] rated insulation voltage	250 V (pollution degree 3) conforming to EN/IEC 60947-1
[Uimp] rated impulse withstand voltage	6 kV conforming to EN/IEC 60947-1

<b>Signalling type</b>	Steady
<b>Supply voltage limits</b>	19.2...30 V DC 21.6...26.4 V AC
<b>Current consumption</b>	20...27 mA
<b>Service life</b>	70000 h at rated voltage and 25 °C

## Environment

<b>Protective treatment</b>	TH
<b>Ambient air temperature for storage</b>	-40...70 °C
<b>Ambient air temperature for operation</b>	-25...70 °C
<b>Overvoltage category</b>	Class II conforming to IEC 60536
<b>IP degree of protection</b>	IP20 (rear face) conforming to IEC 60529 IP65 (front face) conforming to IEC 60529
<b>NEMA degree of protection</b>	NEMA 4 conforming to UL 50 E NEMA 12 conforming to UL 50 E
<b>Standards</b>	EN/IEC 60947-5-1 CSA C22.2 No 14 JIS C8201-5-1 EN/IEC 60947-1 UL 508 JIS C8201-1
<b>Vibration resistance</b>	5 gn (f= 2...500 Hz) conforming to IEC 60068-2-6
<b>Shock resistance</b>	50 gn (duration = 11 ms) for half sine wave acceleration conforming to IEC 60068-2-27
<b>Electromagnetic compatibility</b>	Disturbing field emission class B conforming to EN 55011

## Packing Units

<b>Unit Type of Package 1</b>	PCE
<b>Number of Units in Package 1</b>	1
<b>Package 1 Height</b>	3.000 cm
<b>Package 1 Width</b>	3.000 cm
<b>Package 1 Length</b>	5.200 cm
<b>Package 1 Weight</b>	18.000 g
<b>Unit Type of Package 2</b>	BB1
<b>Number of Units in Package 2</b>	10
<b>Package 2 Height</b>	6.000 cm
<b>Package 2 Width</b>	10.000 cm
<b>Package 2 Length</b>	15.000 cm
<b>Package 2 Weight</b>	185.000 g
<b>Unit Type of Package 3</b>	S01
<b>Number of Units in Package 3</b>	100
<b>Package 3 Height</b>	15.000 cm
<b>Package 3 Width</b>	15.000 cm
<b>Package 3 Length</b>	40.000 cm
<b>Package 3 Weight</b>	2.120 kg

## Offer Sustainability

<b>Sustainable offer status</b>	Green Premium product
---------------------------------	-----------------------

<b>REACH Regulation</b>	<a href="#">REACH Declaration</a>
<b>REACH free of SVHC</b>	Yes
<b>EU RoHS Directive</b>	Pro-active compliance (Product out of EU RoHS legal scope) <a href="#">EU RoHS Declaration</a>
<b>Toxic heavy metal free</b>	Yes
<b>Mercury free</b>	Yes
<b>China RoHS Regulation</b>	<a href="#">China RoHS declaration</a>
<b>RoHS exemption information</b>	Yes
<b>Environmental Disclosure</b>	<a href="#">Product Environmental Profile</a>
<b>Circularity Profile</b>	<a href="#">End of Life Information</a>
<b>WEEE</b>	The product must be disposed on European Union markets following specific waste collection and never end up in rubbish bins

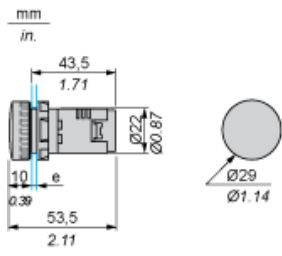
## Contractual warranty

<b>Warranty</b>	18 months
-----------------	-----------

**Pilot Light with Screw Terminal**

---

**Dimensions**

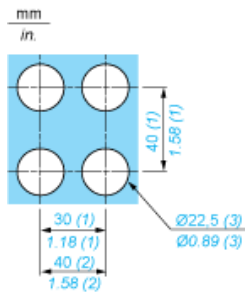


e Support panel thickness: 1 to 6 mm/0.4 to 0.24 in. (metal), 2 to 6 mm/0.8 to 0.24 in. (plastic).

Mounting

---

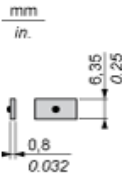
Diameter of Finished Fixing Holes



- (1) Minimum value.
- (2) 40 mm/1.58 in. for Emergency switching off pushbutton only.
- (3) Standard value:  $\varnothing 22.3$  (0; + 0.4) mm/ $\varnothing 0.88$  (0; + 0.02) in.

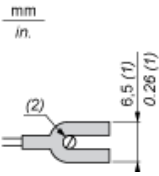
**Faston Clip Connection**

---



**“U” Type Tag Connection**

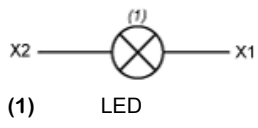
---



- (1) 6.5 mm/0.26 in. recommended, 7 mm/0.28 in. max.
- (2) M3 screw clamp terminal.

**Wiring Diagram**

---



**Recommended replacement(s)**