

Product data sheet

Specifications



Contactors, TeSys K, 3P, AC-3/ AC-3e, <=440V, 6A, aux. 1NC, 48V DC coil

LP1K0601ED

Main

Range of product	TeSys K
Range	TeSys
Product or component type	Contactors
Device short name	LP1K
Contactors application	Motor control
Utilisation category	AC-3 AC-4 AC-3e
Poles description	3P
Pole contact composition	3 NO
[Ie] rated operational current	6 A at <= 440 V AC AC-3 for power circuit 6 A at <= 440 V AC AC-3e for power circuit
Auxiliary contact composition	1 NC

Complementary

Auxiliary contacts type	type instantaneous 1 NC
Control circuit voltage limits	Operational: 0.8...1.15 U _c (at <50 °C) Drop-out: 0.1...0.75 U _c (at <50 °C)
[Ui] rated insulation voltage	Power circuit: 600 V conforming to UL 508 Power circuit: 690 V conforming to IEC 60947-4-1 Signalling circuit: 690 V conforming to IEC 60947-4-1 Signalling circuit: 690 V conforming to IEC 60947-5-1 Signalling circuit: 600 V conforming to UL 508 Power circuit: 600 V conforming to CSA C22.2 No 14 Signalling circuit: 600 V conforming to CSA C22.2 No 14
[Uimp] rated impulse withstand voltage	8 kV
Overvoltage category	III
Mounting support	Rail Plate
Flame retardance	V1 conforming to UL 94 Requirement 2 conforming to NF F 16-101 Requirement 2 conforming to NF F 16-102
Tightening torque	0.8...1.3 N.m - on screw clamp terminals Philips No 2 0.8...1.3 N.m - on screw clamp terminals flat Ø 6 mm 0.8...1.3 N.m - on screw clamp terminals pozidriv No 2
[Ue] rated operational voltage	Power circuit: 690 V AC 50/60 Hz Signalling circuit: <= 690 V AC 50/60 Hz

[Ith] conventional free air thermal current	20 A (at 50 °C) for power circuit 10 A (at 50 °C) for signalling circuit
Irms rated making capacity	110 A AC for power circuit conforming to NF C 63-110 110 A AC for power circuit conforming to IEC 60947 110 A AC for signalling circuit conforming to IEC 60947
Rated breaking capacity	110 A at 415 V conforming to IEC 60947 110 A at 440 V conforming to IEC 60947 80 A at 500 V conforming to IEC 60947 110 A at 220...230 V conforming to IEC 60947 110 A at 380...400 V conforming to IEC 60947 70 A at 660...690 V conforming to IEC 60947
Associated fuse rating	25 A gG at <= 440 V for power circuit 25 A aM for power circuit 10 A gG for signalling circuit conforming to IEC 60947 10 A gG for signalling circuit conforming to VDE 0660
Average impedance	3 mOhm - Ith 20 A 50 Hz for power circuit
Inrush power in W	3 W (at 20 °C)
Hold-in power consumption in W	3 W at 20 °C
Operating time	30...40 ms coil energisation and NO closing 10 ms coil de-energisation and NO opening
Safety reliability level	B10d = 1369863 cycles contactor with nominal load conforming to EN/ISO 13849-1 B10d = 20000000 cycles contactor with mechanical load conforming to EN/ISO 13849-1
Mechanical durability	10 Mcycles
Maximum operating rate	3600 cyc/h
Minimum switching current	5 mA for signalling circuit
Minimum switching voltage	17 V for signalling circuit
Insulation resistance	> 10 MOhm for signalling circuit
Height	58 mm
Width	45 mm
Depth	57 mm
Net weight	0.225 kg

Environment

Standards	EN/IEC 60947-4-1 GB/T 14048.4 UL 60947-4-1 CSA C22.2 No 60947-4-1 JIS C8201-4-1
Product certifications	CB Scheme CCC UL CSA EAC CE UKCA
Ambient air temperature for operation	-25...50 °C
Ambient air temperature for storage	-50...80 °C
Operating altitude	2000 m without derating

Packing Units

Unit Type of Package 1	PCE
Number of Units in Package 1	1
Package 1 Height	6.500 cm
Package 1 Width	6.200 cm

Package 1 Length	4.800 cm
Package 1 Weight	219.000 g
Unit Type of Package 2	S02
Number of Units in Package 2	40
Package 2 Height	15.000 cm
Package 2 Width	30.000 cm
Package 2 Length	40.000 cm
Package 2 Weight	9.175 kg

Offer Sustainability

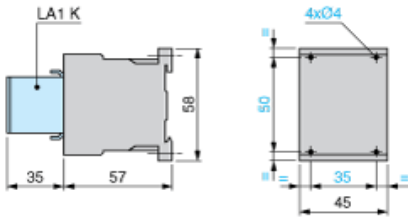
Sustainable offer status	Green Premium product
REACH Regulation	REACH Declaration
REACH free of SVHC	Yes
EU RoHS Directive	Compliant EU RoHS Declaration
Toxic heavy metal free	Yes
Mercury free	Yes
China RoHS Regulation	China RoHS declaration Pro-active China RoHS declaration (out of China RoHS legal scope)
RoHS exemption information	Yes
Environmental Disclosure	Product Environmental Profile
Circularity Profile	End of Life Information
WEEE	The product must be disposed on European Union markets following specific waste collection and never end up in rubbish bins
California proposition 65	WARNING: This product can expose you to chemicals including: Antimony oxide & Antimony trioxide, which is known to the State of California to cause cancer. For more information go to www.P65Warnings.ca.gov

Contractual warranty

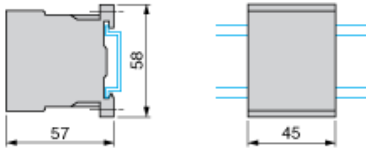
Warranty	18 months
----------	-----------

Dimensions

Contactors LC1 K, LP1 K, LP4 K: Mounting on Panel

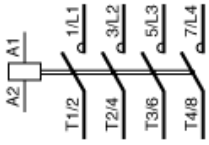


Contactors LC1 K, LP1 K, LP4 K: Mounting on Rail AM1 DP200 or AM1 DE200 (35 mm)

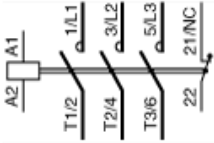


Wiring

3-Pole Contactors: 3P + N/O



3-Pole Contactors: 3P + N/C



Recommended replacement(s)