

# LED system light



**Baying enclosure system VX25** Page 116 **Free-standing enclosure system VX SE** Page 142 **Compact enclosures AX** Page 84

## Benefits:

- Optimum illumination of the entire enclosure
- Optionally with clip, screw or magnetic attachment
- Equipment to suit every application

## Material:

- Plastic
- Aluminium

## Colour:

- Enclosure: RAL 7016

## Protection class:

- II (all-insulated)

## Light colour:

- 4000 K (neutral white)

## Supply includes:

- Assembly screws

## Note:

- Connection accessories should be ordered separately

Model No.	2500.300	2500.310	2500.311	2500.312	2500.313	Page	
Output (lumens)	1200	1200	1200	1200	1200		
Length (mm)	437	437	437	437	437		
Motion sensor	■	■	■	■	■		
Rated operating voltage	100 – 240 V AC	■	■	■	■		
	24 V DC	–	–	–	–		
Equipment	Socket	–	D, earthing-pin	GB	F/B	CH	
	90° rotating connector	■	■	■	■	■	
	Adjustable light direction	■	■	■	■	■	
	Adjustable light distribution	■	■	■	■	■	
Approvals	UL/cUL	■	–	–	–	–	
	CSA	■	–	–	–	–	
	CCC	■	–	–	–	–	
	ENEC	■	■	■	■	■	
Installation type	Screw-fastening	■	■	■	■	■	
	Clip attachment	■	■	■	■	■	
	Magnetic attachment to surfaces (accessory)	■	–	–	–	–	
Connection options	Infeed	3-pole	3-pole	3-pole	3-pole	3-pole	
	Through-wiring	3-pole	3-pole	3-pole	3-pole	3-pole	
	Door-operated switch (accessory)	–	–	–	–	–	
Mounting options <sup>1)</sup>	Enclosures with a 25 mm pitch pattern	Screw fastening/clip	Directly on the profile	Directly on the profile	Directly on the profile	Directly on the profile	Directly on the profile

## Accessories

Rail for interior installation AX	see page	see page	see page	see page	see page	989
Mounting bracket	6205.100	6205.100	6205.100	6205.100	6205.100	1000
Mounting kit magnet	2500.490	–	–	–	–	1024
Door-operated switch	–	–	–	–	–	
Door-operated switch, UL	–	–	–	–	–	

## Connection accessories

Infeed, 2-pole	–	–	–	–	–	
Infeed, 2-pole, UL	–	–	–	–	–	
Infeed, 3-pole	2500.400	2500.400	2500.400	2500.400	2500.400	1023
Infeed, 3-pole, UL	2500.500	–	–	–	–	1023
Through-wiring, 2-pole	–	–	–	–	–	
Through-wiring, 2-pole, UL	–	–	–	–	–	
Through-wiring, 3-pole	2500.430	2500.430	2500.430	2500.430	2500.430	1023
Through-wiring, 3-pole, UL	2500.530	–	–	–	–	1023


<sup>1)</sup> The internal mounting rail AX and the mounting bracket are required when installing in compact enclosures AX

# LED system light

<b>Model No.</b>		<b>2500.314</b>	<b>2500.320</b>	<b>2500.200</b>	<b>2500.210</b>	<b>2500.211</b>	Page
Output (lumens)		1200	1200	900	900	900	
Length (mm)		437	437	437	437	437	
Motion sensor		■	■	–	–	–	
Rated operating voltage	100 – 240 V AC	100 – 125 V AC	–	■	■	■	
	24 V DC	–	■	–	–	–	
Equipment	Socket	USA / CDN	–	–	D, earthing-pin	GB	
	90° rotating connector	■	■	■	■	■	
	Adjustable light direction	■	■	–	–	–	
	Adjustable light distribution	■	■	■	■	■	
Approvals	UL/cUL	■	■	■	–	–	
	CSA	■	–	■	–	–	
	CCC	–	■	■	–	–	
	ENEC	■	–	■	■	■	
Installation type	Screw-fastening	■	■	■	■	■	
	Clip attachment	■	■	■	■	■	
	Magnetic attachment to surfaces (accessory)	–	■	■	–	–	
Connection options	Infeed	3-pole	2-pole	3-pole	3-pole	3-pole	
	Through-wiring	3-pole	2-pole	3-pole	3-pole	3-pole	
	Door-operated switch (accessory)	–	–	■	■	■	
Mounting options <sup>1)</sup>	Enclosures with a 25 mm pitch pattern						
	Screw fastening/clip	Directly on the profile	Directly on the profile	Directly on the profile	Directly on the profile	Directly on the profile	
<b>Accessories</b>							
Rail for interior installation AX		see page	see page	see page	see page	see page	989
Mounting bracket		6205.100	6205.100	6205.100	6205.100	6205.100	1000
Mounting kit magnet		–	2500.490	2500.490	–	–	1024
Door-operated switch		–	–	2500.460	2500.460	2500.460	1024
Door-operated switch, UL		–	–	2500.470	–	–	1024
<b>Connection accessories</b>							
Infeed, 2-pole		–	2500.410	–	–	–	1023
Infeed, 2-pole, UL		–	–	–	–	–	
Infeed, 3-pole		–	–	2500.400	2500.400	2500.400	1023
Infeed, 3-pole, UL		2500.500	–	2500.500	–	–	1023
Through-wiring, 2-pole		–	2500.440	–	–	–	1023
Through-wiring, 2-pole, UL		–	–	–	–	–	
Through-wiring, 3-pole		–	–	2500.430	2500.430	2500.430	1023
Through-wiring, 3-pole, UL		2500.530	–	2500.530	–	–	1023

<sup>1)</sup> The internal mounting rail AX and the mounting bracket are required when installing in compact enclosures AX

Rittal – The System.







## Connection accessories

see page 1023

System accessories





# LED system light

					
<b>Model No.</b>	<b>2500.212</b>	<b>2500.213</b>	<b>2500.214</b>	<b>2500.220</b>	Page
Output (lumens)	900	900	900	900	
Length (mm)	437	437	437	437	
Motion sensor	–	–	–	–	
Rated operating voltage	100 – 240 V AC	■	■	100 – 125 V AC	
	24 V DC	–	–	–	■
Equipment	Socket	F/B	CH	USA / CDN	–
	90° rotating connector	■	■	■	■
	Adjustable light direction	–	–	–	–
	Adjustable light distribution	■	■	■	■
Approvals	UL/cUL	–	–	■	■
	CSA	–	–	■	■
	CCC	–	–	–	■
	ENEC	■	■	■	■
Installation type	Screw-fastening	■	■	■	■
	Clip attachment	■	■	■	■
	Magnetic attachment to surfaces (accessory)	–	–	–	■
Connection options	Infeed	3-pole	3-pole	3-pole	2-pole
	Through-wiring	3-pole	3-pole	3-pole	2-pole
	Door-operated switch (accessory)	■	■	■	■
Mounting options <sup>1)</sup>	Enclosures with a 25 mm pitch pattern				
	Screw fastening/clip	Directly on the profile	Directly on the profile	Directly on the profile	Directly on the profile
<b>Accessories</b>					
Rail for interior installation AX	see page	see page	see page	see page	989
Mounting bracket	6205.100	6205.100	6205.100	6205.100	1000
Mounting kit magnet	–	–	–	2500.490	1024
Door-operated switch	2500.460	2500.460	2500.460	2500.460	1024
Door-operated switch, UL	–	–	2500.470	2500.470	1024
<b>Connection accessories</b>					
Infeed, 2-pole	–	–	–	2500.410	1023
Infeed, 2-pole, UL	–	–	–	–	
Infeed, 3-pole	2500.400	2500.400	–	–	1023
Infeed, 3-pole, UL	–	–	2500.500	–	1023
Through-wiring, 2-pole	–	–	–	2500.440	1023
Through-wiring, 2-pole, UL	–	–	–	–	
Through-wiring, 3-pole	2500.430	2500.430	–	–	1023
Through-wiring, 3-pole, UL	–	–	2500.530	–	1023

<sup>1)</sup> The internal mounting rail AX and the mounting bracket are required when installing in compact enclosures AX



# LED system light

					
<b>Model No.</b>	<b>2500.100</b>	<b>2500.104</b>	<b>2500.110</b>	<b>2500.114</b>	Page
Output (lumens)	400	400	600	600	
Length (mm)	262	262	337	337	
Motion sensor	–	–	–	–	
Rated operating voltage	100 – 240 V AC	■	■	■	
	24 V DC	–	–	–	
Equipment	Socket	–	–	–	
	90° rotating connector	–	–	–	
	Adjustable light direction	–	–	–	
	Adjustable light distribution	–	–	–	
Approvals	UL/cUL	–	■	–	■
	CSA	–	■	–	■
	CCC	■	■	■	■
	ENEC	■	■	■	■
Installation type	Screw-fastening	■	■	■	■
	Clip attachment	■	■	■	■
	Magnetic attachment to surfaces (accessory)	■	■	■	■
Connection options	Infeed	2-pole	2-pole	2-pole	2-pole
	Through-wiring	2-pole	2-pole	2-pole	2-pole
	Door-operated switch (accessory)	■	■	■	■
Mounting options <sup>1)</sup>	Enclosures with a 25 mm pitch pattern				
	Screw fastening/clip	Directly on the profile	Directly on the profile	Directly on the profile	Directly on the profile
<b>Accessories</b>					
Rail for interior installation AX	see page	see page	see page	see page	989
Mounting bracket	6205.100	6205.100	6205.100	6205.100	1000
Mounting kit magnet	2500.490	2500.490	2500.490	2500.490	1024
Door-operated switch	2500.460	–	2500.460	–	1024
Door-operated switch, UL	–	2500.470	–	2500.470	1024
<b>Connection accessories</b>					
Infeed, 2-pole	2500.420	–	2500.420	–	1023
Infeed, 2-pole, UL	–	2500.520	–	2500.520	1023
Infeed, 3-pole	–	–	–	–	
Infeed, 3-pole, UL	–	–	–	–	
Through-wiring, 2-pole	2500.450	–	2500.450	–	1023
Through-wiring, 2-pole, UL	–	2500.550	–	2500.550	1023
Through-wiring, 3-pole	–	–	–	–	
Through-wiring, 3-pole, UL	–	–	–	–	

<sup>1)</sup> The internal mounting rail AX and the mounting bracket are required when installing in compact enclosures AX

Rittal – The System.



## IT LED system light

see page 1027

System accessories