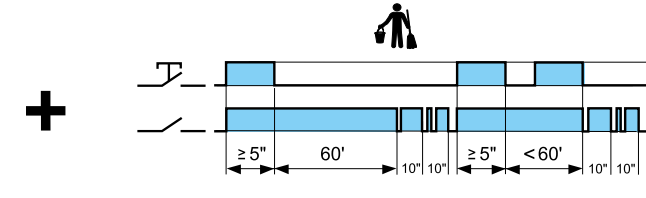
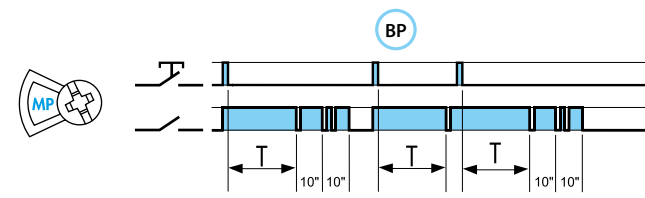
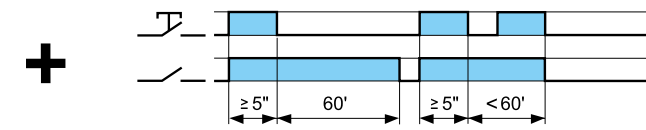
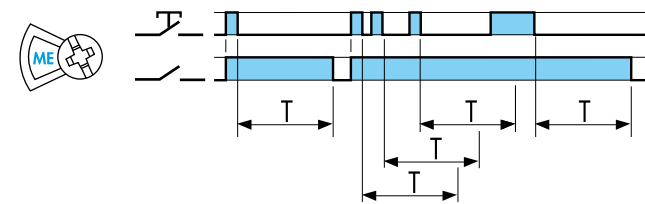
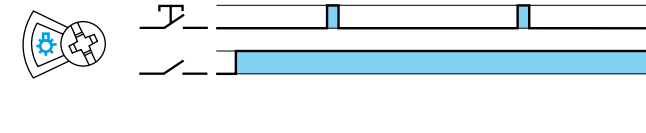
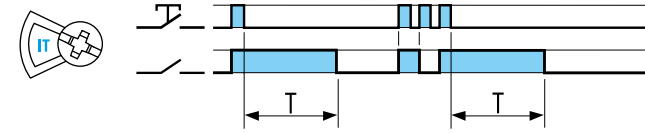
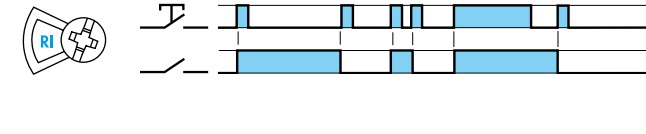
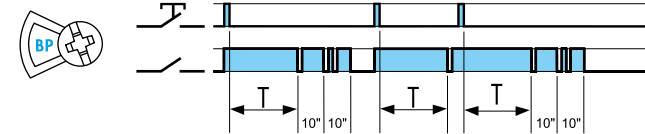
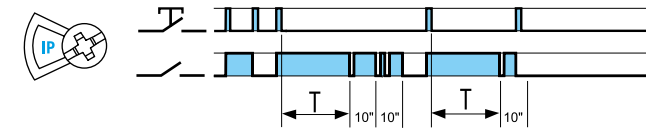
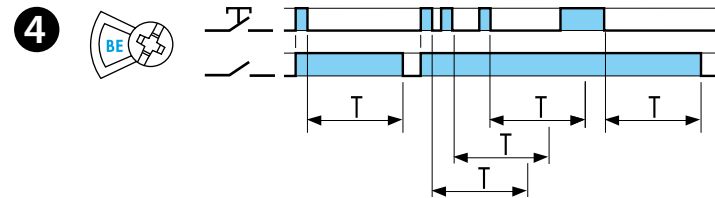
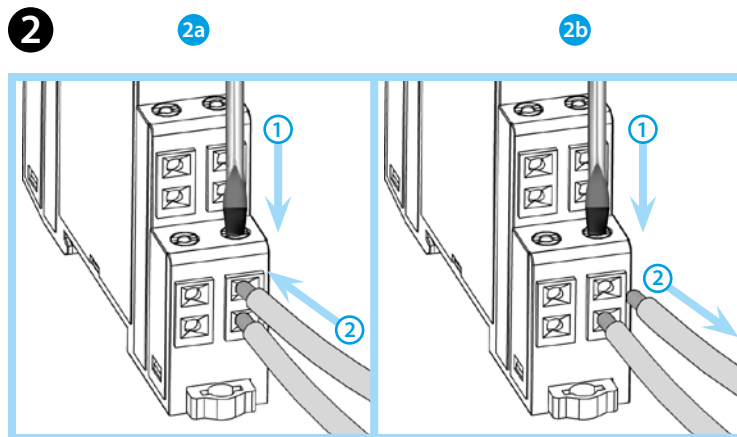
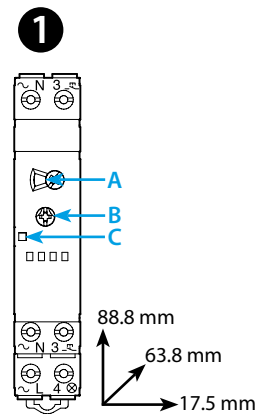




14.01-P

EN 60669-1 / EN 60669-2-1	
	14.01.8.230.P000 U _N 230 V AC (50/60 Hz) U _{min} 184 V AC (50 Hz) U _{max} 253 V AC (50 Hz) P 3 VA (50 Hz) / 1.2 W
	1 NO (SPST-NO) 10 A 230 V AC
	AC1 2300 VA AC15 (230 V AC) 750 VA
	(230 V AC) 1000 W CFL - LED 230 V 600 W
IP20	



ENGLISH

14.01 PUSH-IN MULTIFUNCTION ELECTRONIC STAIRCASE TIMER

- FRONT VIEW**
 - A Function rotary selector
 - B Time adjustment trimmer
 - C LED
- TERMINAL PUSH-IN CONNECTION**
 - 2a Connection
 - 2b Disconnection
- Terminals N and 3 are duplicated so wiring can connect to the top, or the bottom (dotted lines) of the unit. Ensure the N for the lighting load is taken directly from the supply system N, and not through the unit. I.E. do not use the "duplicated" N to provide the N for the lighting load.
 - 3a 3 wire connection diagram-with push bottom link to the NEUTRAL (N)
 - 3b 4 wire connection diagram - with push bottom link to the LINE (L)

- FUNCTIONS**
 - BE Staircase relay
 - BP Staircase relay with early warning
 - IT Timing step relay
 - IP Timing step relay with early warning
 - RI Step relay
 - Light ON
 - ME Staircase relay + Staircase maintenance
In addition to the Staircase relay function (BE), an impulse of ≥ 5 seconds will close the output contact for 60 minutes, after which time the contact will open. Ideal for maintenance or cleaning activities. The 60 minute timing can be interrupted by a further impulse of ≥ 5 seconds, and the output contact then opens
 - MP Staircase relay with early warning + Staircase maintenance
In addition to the Staircase relay function (BP), an impulse of ≥ 5 seconds will close the output contact for 60 minutes, after which time the contact will open. Ideal for maintenance or cleaning activities. The 60 minute timing can be interrupted by a further impulse of ≥ 5 seconds, and the output contact then opens

NOTE
"Zero Crossing" load switching. The output blinking within the Early Warning functions (BP and IP) could cause re-start problems for fluorescent lamps with electromagnetic chokes (both conventional and compact types). We consequently suggest not to use such lamps with these functions.

		(230 V AC) 2300 W
	T = (0.5...20)min	
	(-10...+60)°C	
	30 (≤ 1 mA)	

LED	U _N	L ₄
	-	
	✓	
	✓	

