

Electromechanical pressure switches

OsiSense XM, type XML

Size 160 bar (2320 psi)

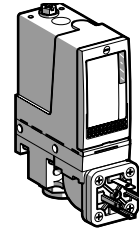
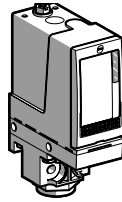
Fixed differential, for detection of a single threshold

Switches with 1 CO single-pole contact

Fluid connection G 1/4 (female)

Pressure switches type XML A

With setting scale



2

Adjustable range of switching point (PH) (Rising pressure)	10...160 bar (145...2320 psi)		
Electrical connection	Terminals	DIN connector	
References (1)			
Fluids controlled (2)	Hydraulic oils, up to + 160°C	XML A160D2S12	XML A160D2C11
	Fresh water, sea water, up to + 160°C	XML A160E2S12	XML A160E2C11
	Corrosive fluids, air, up to + 160°C	XML A160N2S12	XML A160N2C11
Weight (kg)	0.750	0.780	
Complementary characteristics not shown under general characteristics (page 2/77)			
Natural differential (subtract from PH to give PB)	At low setting (3)	5.5 bar (79.75 psi)	
	At high setting (4)	18 bar (261 psi)	
Maximum permissible pressure	Per cycle	200 bar (2900 psi)	
	Accidental	360 bar (5220 psi)	
Destruction pressure	720 bar (10,440 psi)		
Mechanical life	6 x 10 ⁶ operating cycles		
Cable entry for terminal models	1 entry tapped M20 x 1.5 mm for ISO cable gland, clamping capacity 7 to 13 mm		
Connector type for connector models	DIN 43650 A, 4-pin male. For suitable female connector, see page 2/130		
Pressure switch type	Piston		

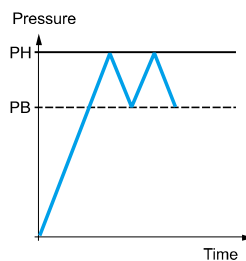
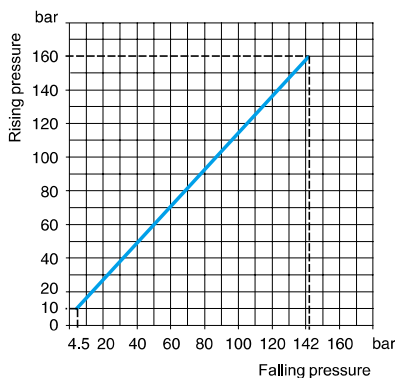
(1) For 1 entry tapped for n° 13 cable gland, replace S12 by S11 (example: XML A160D2S12 becomes XML A160D2S11).

(2) Component materials of units in contact with the fluid, see pages 2/136 and 2/137.

(3) Deviation of the differential at low setting point for switches of the same size: ± 1 bar (± 14.5 psi).

(4) Deviation of the differential at high setting point for switches of the same size: ± 3 bar (± 43.5 psi).

Operating curves



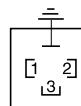
Connection

Terminal model



Connector model

Pressure switch connector pin view



1 → 11 and 13
2 → 12
3 → 14

— Adjustable value
--- Non adjustable value

Other versions

Pressure switches with alternative tapped cable entries: NPT etc. Please consult our Customer Care Centre.