



Raycast

Straight or branch joint with bicomponent epoxy resin insulation for 0.6/1 kV cables

Electrical performance:

CEI EN 50393 • CEI 20-33
(with testing under water head and water between the cable cores)

Class 2 in accordance with CEI 64-8.

Operating temperature **90°**

Installation temperature: **0°C / +45°C**

Straight or branch joints for 0.6/1 kV extruded cables: easily installed, composed of two anti-fracture plastic shells, to be filled with bicomponent epoxy resin such as Rayresin. For installation in traps, channels or directly underground.

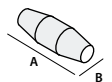


Installation sequence



Raycast L

Straight joint for 0.6/1 kV extruded cables



Product	Cable formation and conductor cross sections (n° x mm ²)				Dimensions A x B (mm)
	1x	2x	3x	4x	
Raycast L10	2,5 - 50	1,5 - 10	1,5 - 10	1,5 - 10 *	180 x 50
Raycast L16/25	16 - 150	4 - 25	4 - 25	2,5 - 25	215 x 55
Raycast L35	16 - 185	16 - 35	16 - 35	16 - 35	232 x 70
Raycast L50	50 - 300	16 - 50	16 - 50	16 - 50	266 x 72
Raycast L95	120 - 400	25 - 95	25 - 95	25 - 95	330 x 75
Raycast L120	240 - 500	70 - 120	70 - 120	50 - 120	365 x 95
Raycast L240	400 - 1000	120 - 300	120 - 240	120 - 240	510 x 120

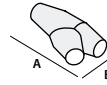
Product	1x	2x	3x	4x	(mm)
Raycast L50	16 - 150	16 - 25	16 - 25	16 - 25	266 x 72
Raycast L120	185 - 400	25 - 95	25 - 95	25 - 95	365 x 95
Raycast L240	400 - 630	95 - 185	95 - 185	95 - 185	510 x 120

* Raycast L10 is suggested for cable diameters not exceeding 16 mm.



Raycast D

Branch joint for 0.6/1 kV extruded cable with 30° output



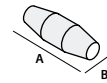
Product	Cable formation and conductor cross sections (n° x mm ²)								Dimensions A x B (mm)
	1x		2x		3x		4x		
	T	B	T	B	T	B	T	B	
Raycast D6	4 - 50	4 - 50	4 - 10	4 - 10	2,5 - 6	2,5 - 6	2,5 - 6	2,5 - 6	180 x 90
Raycast D16/D25	50 - 150	50 - 150	10 - 25	10 - 25	6 - 25	6 - 16	6 - 25	6 - 10	220 x 105
Raycast D95	120 - 400	95 - 240	25 - 95	16 - 50	25 - 95	16 - 50	25 - 95	10 - 50	315 x 115

T: Through - B: Branch



Raycast L-S

Straight joint for 0.6/1 kV screened extruded cables



Product	Cable formation and conductor cross sections (n° x mm ²)				Dimensions A x B (mm)
	1x	2x	3x	4x	
Raycast L10-S	2,5 - 50	1,5 - 10	1,5 - 6	1,5 - 6	180 x 50
Raycast L25-S	16 - 120	4 - 25	4 - 16	2,5 - 16	215 x 55
Raycast L35-S	16 - 185	16 - 35	16 - 25	16 - 25	232 x 70
Raycast L50-S	50 - 240	16 - 50	16 - 50	16 - 50	266 x 72
Raycast L120-S	240 - 500	70 - 120	70 - 120	50 - 95	365 x 95
Raycast L240-S	400 - 1000	120 - 300	120 - 185	120 - 185	510 x 120

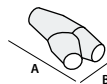
Product	Cable formation and conductor cross sections (n° x mm ²)				Dimensions A x B (mm)
	1x	2x	3x	4x	
Raycast L50-S	16 - 150	16 - 25	16 - 25	16 - 25	266 x 72
Raycast L120-S	185 - 400	25 - 95	25 - 95	25 - 95	365 x 95
Raycast L240-S	400 - 630	95 - 185	95 - 185	95 - 185	510 x 120

For ALUMINIUM cables



Raycast D-S

Branch joint for 0.6/1 kV screened extruded cables



Product	Cable formation and conductor cross sections (n° x mm ²)								Dimensions A x B (mm)
	1x		2x		3x		4x		
	T	B	T	B	T	B	T	B	
Raycast D6-S	4 - 35	4 - 35	4 - 10	4 - 10	2,5 - 6	1,5 - 6	2,5 - 6	2,5 - 6	180 x 90
Raycast D25-S	35 - 120	35 - 120	10 - 25	10 - 25	6 - 16	6 - 16	6 - 16	6 - 10	220 x 105
Raycast D95-S	95 - 300	70 - 150	25 - 95	16 - 50	16 - 70	16 - 35	16 - 50	10 - 35	315 x 115

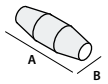
T: Through - B: Branch





Raycast L-ARM

Straight joint for tape, wire or plate armoured cables



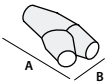
Product	Cable formation and conductor cross sections (n° x mm ²)			Dimensions A x B (mm)
	2x	3x	4x	
Raycast L10-ARM	1,5 - 10	1,5 - 6	1,5 - 6	180 x 50
Raycast L25-ARM	4 - 25	4 - 16	2,5 - 16	215 x 55
Raycast L35-ARM	16 - 35	16 - 25	16 - 25	232 x 70
Raycast L50-ARM	16 - 50	16 - 50	16 - 50	266 x 72
Raycast L120-ARM	70 - 120	70 - 120	50 - 95	365 x 95
Raycast L240-ARM	120 - 300	120 - 185	120 - 185	510 x 120

Product	Cable formation and conductor cross sections (n° x mm ²)			Dimensions A x B (mm)
	2x	3x	4x	
Raycast L50-ARM	16 - 25	16 - 25	16 - 25	266 x 72
Raycast L120-ARM	25 - 95	25 - 95	25 - 95	365 x 95
Raycast L240-ARM	95 - 185	95 - 185	95 - 185	510 x 120



Raycast D-ARM

Branch joint for tape, wire or plate armoured cables



Product	Cable formation and conductor cross sections (n° x mm ²)						Dimensions A x B (mm)
	2x		3x		4x		
	T	B	T	B	T	B	
Raycast D6-ARM-F	4 - 10	4 - 10	2,5 - 6	2,5 - 6	2,5 - 6	2,5 - 6	180 x 90
Raycast D16-ARM-F	10 - 25	10 - 25	6 - 16	6 - 16	6 - 16	6 - 10	220 x 105
Raycast D95-ARM-F	25 - 70	16 - 50	25 - 70	16 - 35	25 - 50	10 - 35	315 x 115

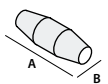
Product	Cable formation and conductor cross sections (n° x mm ²)						Dimensions A x B (mm)
	2x		3x		4x		
	T	B	T	B	T	B	
Raycast D6-ARM	4 - 10	4 - 10	2,5 - 6	2,5 - 6	2,5 - 6	2,5 - 6	180 x 90
Raycast D16-ARM	10 - 25	10 - 25	6 - 16	6 - 16	6 - 16	6 - 10	220 x 105
Raycast D95-ARM	25 - 70	16 - 50	25 - 70	16 - 35	25 - 50	10 - 35	315 x 115

T: Through - B: Branch



Raycast LPS

Straight joint for very deep submersible pumps

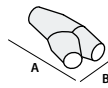


Product	Cable formation and conductor cross sections (n° x mm ²)				Dimensions A x B (mm)
	1x	2x	3x	4x	
Raycast LPS10	2,5 - 50	1,5 - 10	1,5 - 10	1,5 - 10	180 x 50
Raycast LPS25	16 - 150	4 - 25	4 - 25	2,5 - 25	215 x 55
Raycast LPS95	120 - 400	25 - 95	25 - 95	25 - 95	330 x 75
Raycast LPS240	400 - 1000	120 - 300	120 - 240	120 - 240	510 x 120



Raycast DPS

Branch joint for very deep submersible pumps



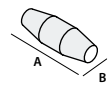
For COPPER cables	Cable formation and conductor cross sections (n° x mm ²)								Dimensions A x B (mm)
	1x		2x		3x		4x		
Product	T	B	T	B	T	B	T	B	
Raycast DPS6	4-50	4-50	4-10	4-10	2,5-6	2,5-6	2,5-6	2,5-6	180 x 90
Raycast DPS25	50-150	50-150	10-25	10-25	6-25	6-16	6-16	6-10	220 x 105
Raycast DPS95	120-400	95-240	25-95	16-50	25-95	16-50	25-95	10-50	315 x 115

T: Through - B: Branch



Raycast SL

Straight joint for signalling and control

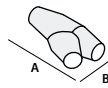


Product	Conductor cross sections (mm ²)	Cable formation (n° conductors)										Dimensions A x B (mm)			
		5x	7x	10x	12x	16x	19x	24x	40x	75x	100x		250x		
Raycast SL11	1,5 2,5	•	•	•	•	•									180 x 50
Raycast SL12	1,5 2,5			•	•	•	•	•							215 x 55
Raycast SL13	1,5 2,5					•	•	•	•						266 x 72
Raycast SL14	1,5 2,5							•	•	•					330 x 75
Raycast SL15	1,5 2,5								•	•	•				365 x 95
Raycast SL16	1,5 2,5									•	•	•			510 x 120



Raycast SD

Branch joint for signalling and control

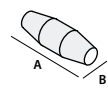


Product	Conductor cross sections (mm ²)	Cable formation (n° conductors)								Dimensions A x B (mm)					
		5x	7x	10x	12x	16x	19x	24x	40x		75x				
Raycast SD1	1,5 2,5	•	•	•	•	•	•								180 x 90
Raycast SD2	1,5 2,5			•	•	•	•	•							220 x 105
Raycast SD3	1,5 2,5							•	•	•	•				315 x 115



Raycast TL e TSL

Straight joint for telephone cable



UNSCREENED	SCREENED	N° pairs per conductor cross sections (n° x mm ²)	Dimensions A x B (mm)
Product	Product		
Raycast TL16	Raycast TSL16	1 - 16 x 0,5 - 0,6	180 x 50
Raycast TL25	Raycast TSL25	16 - 25 x 0,5 - 0,6	215 x 55
Raycast TL35	Raycast TSL35	25 - 35 x 0,5 - 0,6	266 x 72
Raycast TL40	Raycast TSL40	35 - 40 x 0,5 - 0,6	330 x 75
Raycast TL64	Raycast TSL64	40 - 64 x 0,5 - 0,6	365 x 95
Raycast TL500	Raycast TSL500	60 - 500 x 0,5 - 0,6	510 x 120

