

# NEOZED D0 fuse-links gG/aM 400/440VAC

## DIN LV Fuse-Links D0

The D0 fuse-system is installed in low voltage distribution units, where fuse-links are accessible to non trained persons and can also be replaced by them.

The system is the most modern of the screw systems and designed for 400VAC/250VDC networks.

The D0 fuse range comprises the standardized fuse sizes D01, D02 and D03.

The range of applications for D0 fuse-links for general application is the protection of cables and power lines. They limit and cut off unacceptable overcurrents and short circuit currents up to their nominal breaking capacity. D0 fuse-links "gG" also protect equipments and installations against dynamic effects of high short circuit currents.

### Features Benefits

- Insulated body suitable for high mechanical and thermal impacts
- Top and bottom contacts made of nickel plated or silver plated copper alloy
- Safe cut-off short circuits and over currents due to special design of fuse element
- Clear indication of operation condition due to coloured indicator un top contact
- Low power dissipation
- Optimized size
- Resistant to aging

### Applications

- House incoming units
- Meter distribution units
- Distribution cabinets
- Installation cabinets
- Fuse boxes

### Technical data overview

Voltage Range AC	400 ... 440 VAC
Voltage DC	250 VDC
Ampere Range (A)	2 ... 100 A
Speed/Characteristic	gG/aM
Product Size	D01 to D03



### Standards

DIN VDE 0636-3



# NEOZED D0 fuse-links gG/aM 400/440VAC

## Product range



D01GG40V2

### Size D01 (E14) gG

Catalog number	Reference number	Rated voltage AC (IEC)	Rated voltage DC (IEC)	Rated current I <sub>n</sub>	Colour	Power dissipation at I <sub>n</sub>	Utilisation category	Weight	Package
D01GG40V2	T214676	400 V	250 V	2 A	pink	1.5 W	gG	6.6 g	50
D01GG40V4	W200809	400 V	250 V	4 A	brown	1.5 W	gG	6.6 g	50
D01GG40V6	B215695	400 V	250 V	6 A	green	1.3 W	gG	6.6 g	50
D01GG40V10	W211090	400 V	250 V	10 A	red	1.8 W	gG	6.6 g	50
D01GG40V13	C201206	400 V	250 V	13 A	black	-	gG	6.6 g	50
D01GG40V16	R223023	400 V	250 V	16 A	grey	2.1 W	gG	6.6 g	50



D02GG40V20

### Size D02 (E18) gG

Catalog number	Reference number	Rated voltage AC (IEC)	Rated voltage DC (IEC)	Rated current I <sub>n</sub>	Colour	Power dissipation at I <sub>n</sub>	Utilisation category	Weight	Package
D02GG40V20	B217742	400 V	250 V	20 A	blue	2.3 W	gG	12.6 g	50
D02GG40V25	W213160	400 V	250 V	25 A	yellow	2.6 W	gG	12.6 g	50
D02GG40V32	S227647	400 V	250 V	32 A	black	-	gG	12.6 g	50
D02GG40V35	R219826	400 V	250 V	35 A	black	2.9 W	gG	14 g	50
D02GG40V50	D215191	400 V	250 V	50 A	white	3.5 W	gG	12.6 g	50
D02GG40V63	C201873	400 V	250 V	63 A	copper	4.2 W	gG	11.8 g	50



D03GG40V100

### Size D03 (M30x2) gG

Catalog number	Reference number	Rated voltage AC (IEC)	Rated voltage DC (IEC)	Rated current I <sub>n</sub>	Colour	Power dissipation at I <sub>n</sub>	Utilisation category	Weight	Package
D03GG40V100	N212647	400 V	250 V	100 A	red	5.2 W	gG	41 g	10
D03GG40V80	L216716	400 V	250 V	80 A	silver	4.9 W	gG	41 g	10



D01GG44V2

### Size D01 (E14) gG Marine

Catalog number	Reference number	Rated voltage AC (IEC)	Rated voltage DC (IEC)	Rated current I <sub>n</sub>	Colour	Power dissipation at I <sub>n</sub>	Utilisation category	Weight	Package
D01GG44V2	E218780	440 V	250 V	2 A	pink	1.5 W	gG	6.6 g	50
D01GG44V4	V219829	440 V	250 V	4 A	brown	1.5 W	gG	6.6 g	50
D01GG44V6	X223028	440 V	250 V	6 A	green	1.3 W	gG	6.6 g	50
D01GG44V10	S201358	440 V	250 V	10 A	red	1.8 W	gG	6.6 g	50
D01GG44V16	C211096	440 V	250 V	16 A	grey	-	gG	6.6 g	50



D02GG44V25

### Size D02 (E18) gG Marine

Catalog number	Reference number	Rated voltage AC (IEC)	Rated voltage DC (IEC)	Rated current I <sub>n</sub>	Colour	Power dissipation at I <sub>n</sub>	Utilisation category	Weight	Package
D02GG44V20	X212126	440 V	250 V	20 A	blue	2.1 W	gG	12.6 g	50
D02GG44V25	S213663	440 V	250 V	25 A	yellow	2.3 W	gG	12.6 g	50
D02GG44V35	C214684	440 V	250 V	35 A	black	2.9 W	gG	12.6 g	50
D02GG44V50	J215702	440 V	250 V	50 A	white	3.5 W	gG	12.6 g	50
D02GG44V63	N216718	440 V	250 V	63 A	copper	4.2 W	gG	12.6 g	50

# NEOZED D0 fuse-links gG/aM 400/440VAC

## Product range



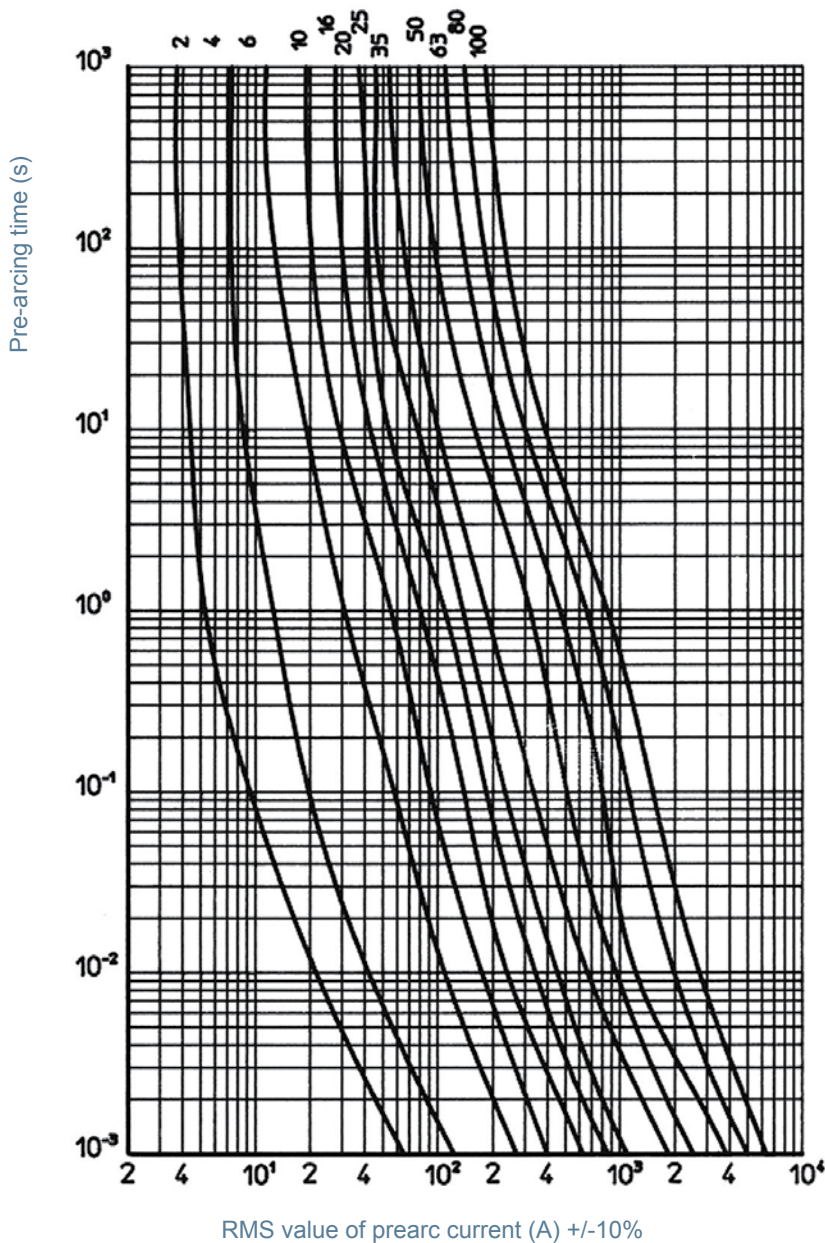
D02AM44V20

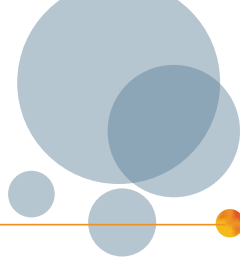
### Size D02 (E18) aM

Catalog number	Reference number	Rated voltage AC (IEC)	Rated current $I_n$	Colour	Power dissipation at $I_n$	Utilisation category	Weight	Package
D02AM44V20	H211607	440 V	20 A	blue	2.5 W	aM	13.2 g	10
D02AM44V25	F212640	440 V	25 A	yellow	3 W	aM	13.2 g	10
D02AM44V35	J213655	440 V	35 A	black	4 W	aM	13.2 g	10

## Time current characteristic curves

### NEOZED D0 fuse-links gG 400/440VAC

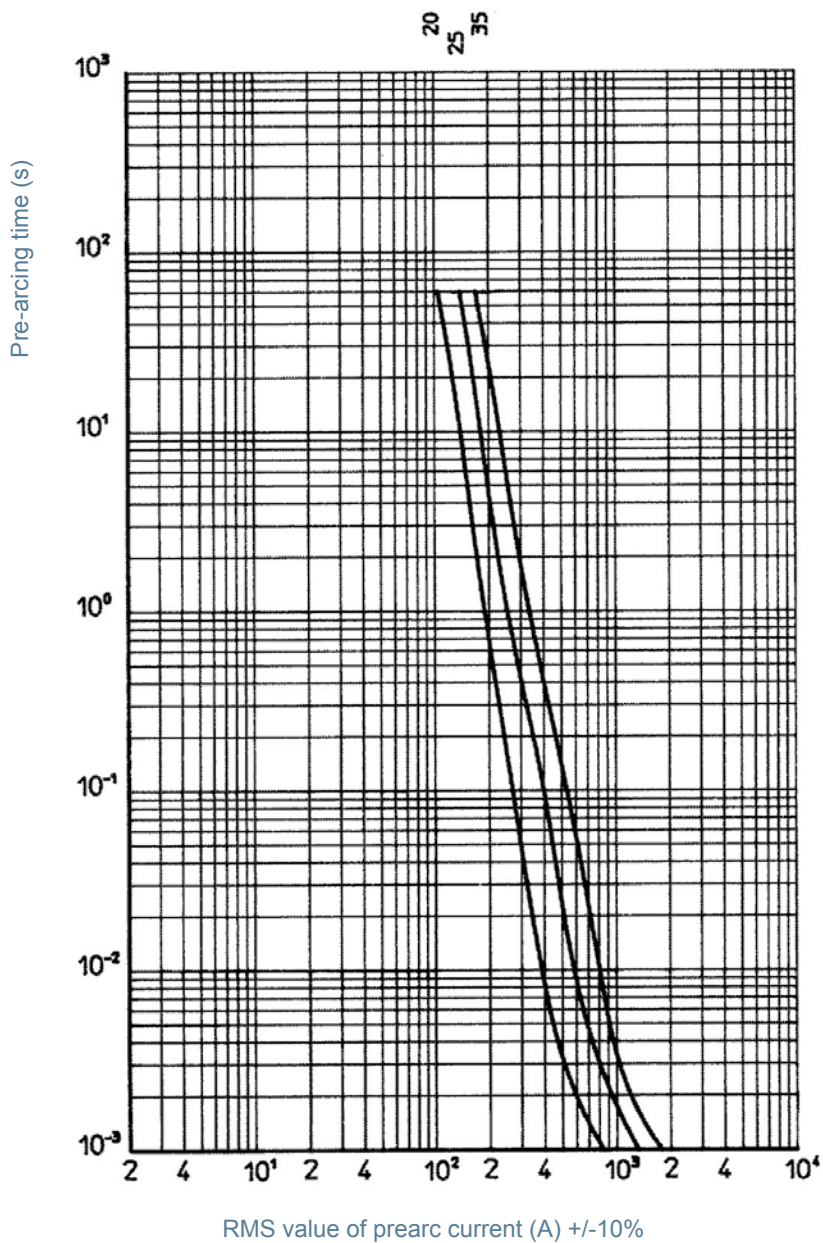




# NEOZED D0 fuse-links gG/aM 400/440VAC

## Time current characteristic curves

NEOZED D0 fuse-links aM 400/440VAC



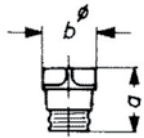




# NEOZED D0 fuse-links gG/aM 400/440VAC

## Dimensions

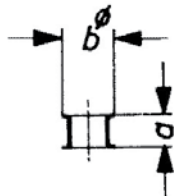
### NEOZED Screw Caps



Article Number	a	b
01714.000000	29,5	23
01715.000000	29,5	23
01710.000000	31	25
01711.000000	31	25
01712.000000	37	40

Dimensions in mm

### NEOZED Adapter Inserts



Article Number	a	b
01705.000000	10	12
01706.000000	10	16
01707.000000	10	27

Dimensions in mm

## Accessories



01714.000200



01715.000200



11714.000220



11715.000220



01715.000000



01716.333000

### D0 screw caps 400V AC synthetic

Catalog number	Reference number	Description	Weight	Package
01714.000200	E212501	D01, E14, 16A, with testing hole	12.5 g	20
01715.000200	P211981	D02, E18, 63A, with testing hole	12.5 g	20
11714.000220	R214536	D01, E14, 16A, with sealing and testing hole	12.8 g	20
11715.000220	S214537	D02, E18, 63A, with sealing and testing hole	7.6 g	20
01715.000000	L206435	D02, E18, 63A, without testing hole	13.5 g	20
01715.890200	M214026	D02, E18, 63A, with adapter insert for fuse links size D01	8.1 g	20
01716.333000	F200726	Screw cap wrench, with bottle opener	30 g	1



01770.000200



01711.000200

### D0 screw caps 400/440 VAC, 250 V DC porcelain, with removal grips

Catalog number	Reference number	Description	Weight	Package
01770.000200	F1033740	D01, E14, 16A, with testing hole	14.5 g	20
01711.000200	T215044	D02, E18, 63A, with testing hole	14.5 g	20
01712.000200	V215045	D03, M30x2, 100A, with testing hole	89 g	10

# NEOZED D0 fuse-links gG/aM 400/440VAC

## Accessories



01705.002000



01705.004000



01705.006000



01705.010000



01708.000000

### D0 cartridge ring adapter inserts D01 E14

Catalog number	Reference number	Description	Weight	Package
01705.002000	J216576	2A, pink	0.5 g	50
01705.004000	J219681	4A, brown	0.5 g	50
01705.006000	P206438	6A, green	0.5 g	50
01705.010000	M213014	10A, red	0.6 g	50
01708.000000	J212505	Screw removal and insertion key to remove and insert cartridge ring adapter inserts size D01-D03	27 g	1



01706.020000



01706.025000



01706.035000



01706.050000



01706.002000



01706.004000



01706.006000



01706.010000



01706.016000

### D0 cartridge ring adapter inserts D02 E18

Catalog number	Reference number	Description	Application	Weight	Package
01706.020000	S200668	20A, blue	-	0.8 g	50
01706.025000	R213524	25A, yellow	-	0.8 g	50
01706.035000	J216070	35A, black	-	0.8 g	50
01706.050000	R218630	50A, white	-	0.8 g	50
01706.002000	K216577	2A, pink	For D01 fuse links in D02 fuse bases	0.8 g	50
01706.004000	S222127	4A, brown	For D01 fuse links in D02 fuse bases	0.8 g	50
01706.006000	R211983	6A, green	For D01 fuse links in D02 fuse bases	0.8 g	50
01706.010000	H216069	10A, red	For D01 fuse links in D02 fuse bases	0.8 g	50
01706.016000	Q218629	16A, grey	For D01 fuse links in D02 fuse bases	0.8 g	50

# NEOZED D0 fuse-links gG/aM 400/440VAC

## Accessories



01707.080000

### D0 cartridge ring adapter inserts    D03 M30x2

Catalog number	Reference number	Description	Weight	Package
01707.080000	T200669	80A, silver	1.5 g	20



01714.800000



01714.830000

### Locking devices

Catalog number	Reference number	Description	Weight	Package
01714.800000	D212546	Locking cap for D01 E14 fuse-bases for authorized personal only (EVU)	13.6 g	25
01714.810000	P213062	Locking cap for D01 E14 fuse-bases	13.6 g	25
01714.820000	K213564	Special key for locking caps for authorized personal only (EVU)	32.5 g	10
01714.830000	J214069	Special key for locking caps	32.9 g	10
01715.800000	R214582	Locking cap for D02 E18 fuse-bases for authorized personal only (EVU)	14.8 g	25
01715.810000	Y215094	Locking cap for D02 E18 fuse-bases	15 g	25



01714.820000



01707.000000



01713.000000

### Adapter inserts

Catalog number	Reference number	Description	Weight	Package
01707.000000	T211985	Adapter (space holder) for Size D02 fuse-links in Size D03 bases	18.6 g	30
01709.000000	P214028	Adapter for Size D02 fuse-links in Size D03 bases	1.7 g	25
01713.000000	Z215049	Adapter for Size D01 fuse-links in Size D02 bases	1.3 g	50
01733.000000	J218117	Adapter for Size D01 fuse-links in DL-bases	1 g	100