

D fuse-links gG/flink 500 to 690VAC/500VDC

DIN LV Fuse-Links D

The D fuse-system is the first generation of screw fuse-system in the german DIN standard. It is still used in many installations.

Applications are low voltage ditribution units, where non trained persons are allowed to change the fuse-links.

The D fuse range comprises the sizes NDZ, DII, DIII, DIV, DV.

The range of applications for D fuse-links is the protection of cables and power lines. They limit and cut-off unacceptable overcurrents and short circuit currents up to their nominal breaking capacity. D fuse-links "gG" also protect equipments and installations against dynamic effects of high short circuit currents.

Features Benefits

- Insulated body suitable for high mechanical and thermal impacts
- Top and bottom contacts made of nickel plated copper alloy
- Safe cut-off short circuits and over currents due to special design of fuse element
- Clear indication of operation condition due to coloured indicator on top contact
- Low power dissipation
- Optimized size
- Resistant to aging
- Free of lead, cadmium, mercury, chrome 6 (rohs conformity)

Applications

- House incoming units
- Meter distribution units
- Distribution cabinets
- Installation cabinets
- Fuse boxes

Technical data overview

Voltage Range AC	500 ... 690 VAC
Voltage DC	500 VDC
Ampere Range (A)	2 ... 200 A
Speed/Characteristic	gG/flink
Product Size	NDZ to DV



Standards

DIN VDE 0636-301



D fuse-links gG/flink 500 to 690VAC/500VDC

Product range



NDZGG50V2

Size NDZ gG

Catalog number	Reference number	Rated voltage AC (IEC)	Rated voltage DC (IEC)	Rated current I _n	Colour	Weight	Package
NDZGG50V2	W212539	500 V	500 V	2 A	pink	10.6 g	25
NDZGG50V4	G213055	500 V	500 V	4 A	brown	10.8 g	25
NDZGG50V6	C213557	500 V	500 V	6 A	green	11.1 g	25
NDZGG50V10	B214062	500 V	500 V	10 A	red	12.1 g	25
NDZGG50V16	J214575	500 V	500 V	16 A	grey	12.6 g	25
NDZGG50V20	Q215087	500 V	500 V	20 A	blue	11.2 g	25
NDZGG50V25	Q215593	500 V	500 V	25 A	yellow	15.6 g	25



NDZFK50V2

Size NDZ flink

Catalog number	Reference number	Rated voltage AC (IEC)	Rated voltage DC (IEC)	Rated current I _n	Colour	Weight	Package
NDZFK50V2	C222918	500 V	500 V	2 A	pink	10.6 g	25
NDZFK50V4	L200708	500 V	500 V	4 A	brown	10.3 g	25
NDZFK50V6	A201250	500 V	500 V	6 A	green	10.7 g	25
NDZFK50V10	L201766	500 V	500 V	10 A	red	11.3 g	25
NDZFK50V16	D207049	500 V	500 V	16 A	grey	13.4 g	25
NDZFK50V20	B211509	500 V	500 V	20 A	blue	11.2 g	25
NDZFK50V25	Y212541	500 V	500 V	25 A	yellow	14.8 g	25



DIIG50V2

Size DIIG gG

Catalog number	Reference number	Rated voltage AC (IEC)	Rated voltage DC (IEC)	Rated current I _n	Colour	Power dissipation at I _n	Weight	Package
DIIG50V2	Z219718	500 V	500 V	2 A	pink	2.1 W	26.8 g	25
DIIG50V4	G222163	500 V	500 V	4 A	brown	2 W	26.9 g	25
DIIG50V6	B222917	500 V	500 V	6 A	green	1.2 W	25.9 g	25
DIIG50V10	K200707	500 V	500 V	10 A	red	1.6 W	25.8 g	25
DIIG50V10/6F	D213558	500 V	500 V	10 A	red	1.6 W	25.1 g	25
DIIG50V16	K201765	500 V	500 V	16 A	grey	2.4 W	28.4 g	25
DIIG50V20	A211508	500 V	500 V	20 A	blue	2.1 W	29.3 g	25
DIIG50V25	X212540	500 V	500 V	25 A	yellow	3.5 W	30.2 g	25



DIIFK50V2

Size DIIF flink

Catalog number	Reference number	Rated voltage AC (IEC)	Rated voltage DC (IEC)	Rated current I _n	Colour	Weight	Package
DIIFK50V2	E213559	500 V	500 V	2 A	pink	24.9 g	25
DIIFK50V4	D214064	500 V	500 V	4 A	brown	24.8 g	25
DIIFK50V6	L214577	500 V	500 V	6 A	green	25.8 g	25
DIIFK50V10	S215089	500 V	500 V	10 A	red	24.5 g	25
DIIFK50V10/6F	X218152	500 V	500 V	10 A	red	25.9 g	25
DIIFK50V16	A216108	500 V	500 V	16 A	grey	26.8 g	25
DIIFK50V20	J217128	500 V	500 V	20 A	blue	25.8 g	25
DIIFK50V25	P217639	500 V	500 V	25 A	yellow	29.1 g	25

D fuse-links gG/flink 500 to 690VAC/500VDC

Product range



DIIIIG50V32

Size DIII gG

Catalog number	Reference number	Rated voltage AC (IEC)	Rated voltage DC (IEC)	Rated current I _n	Colour	Power dissipation at I _n	Weight	Package
DIIIIG50V32	M229091	500 V	500 V	32 A	black	-	46.6 g	25
DIIIIG50V35	C214063	500 V	500 V	35 A	black	3.7 W	46.7 g	25
DIIIIG50V50	K214576	500 V	500 V	50 A	white	5.2 W	47.2 g	25
DIIIIG50V63	R215088	500 V	500 V	63 A	copper	6 W	50.7 g	25



DIIIFK50V35

Size DIII flink

Catalog number	Reference number	Rated voltage AC (IEC)	Rated voltage DC (IEC)	Rated current I _n	Colour	Weight	Package
DIIIFK50V35	J218669	500 V	500 V	35 A	black	47.2 g	25
DIIIFK50V50	J222165	500 V	500 V	50 A	white	48.2 g	25
DIIIFK50V63	M200709	500 V	500 V	63 A	copper	50.9 g	25



DIIIG69V2

Size DIII gG 690VAC

Catalog number	Reference number	Rated voltage AC (IEC)	Rated current I _n	Colour	Power dissipation at I _n	Weight	Package
DIIIG69V2	R215594	690 V	2 A	pink	-	67.2 g	25
DIIIG69V4	Z216107	690 V	4 A	brown	10 W	68 g	25
DIIIG69V6	W216610	690 V	6 A	green	12 W	67.7 g	25
DIIIG69V10	H217127	690 V	10 A	red	17 W	72.4 g	25
DIIIG69V16	N217638	690 V	16 A	grey	14 W	68.3 g	25
DIIIG69V20	W218151	690 V	20 A	blue	18 W	68.7 g	25
DIIIG69V25	H218668	690 V	25 A	yellow	20 W	75.6 g	25
DIIIG69V35	X219187	690 V	35 A	black	23 W	72.6 g	25
DIIIG69V50	A219719	690 V	50 A	white	36 W	75.6 g	25
DIIIG69V63	H222164	690 V	63 A	copper	55 W	78.8 g	25



DIVGG50V80

Size DIV gG

Catalog number	Reference number	Rated voltage AC (IEC)	Rated voltage DC (IEC)	Rated current I _n	Colour	Power dissipation at I _n	Weight	Package
DIVGG50V80	V216609	500 V	500 V	80 A	silver	7.9 W	111 g	10
DIVGG50V100	M217637	500 V	500 V	100 A	red	8.9 W	113 g	10

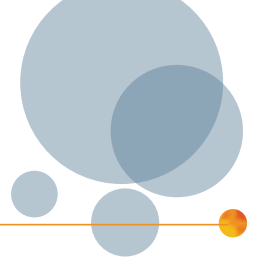


DVGG50V125

Size DV gG

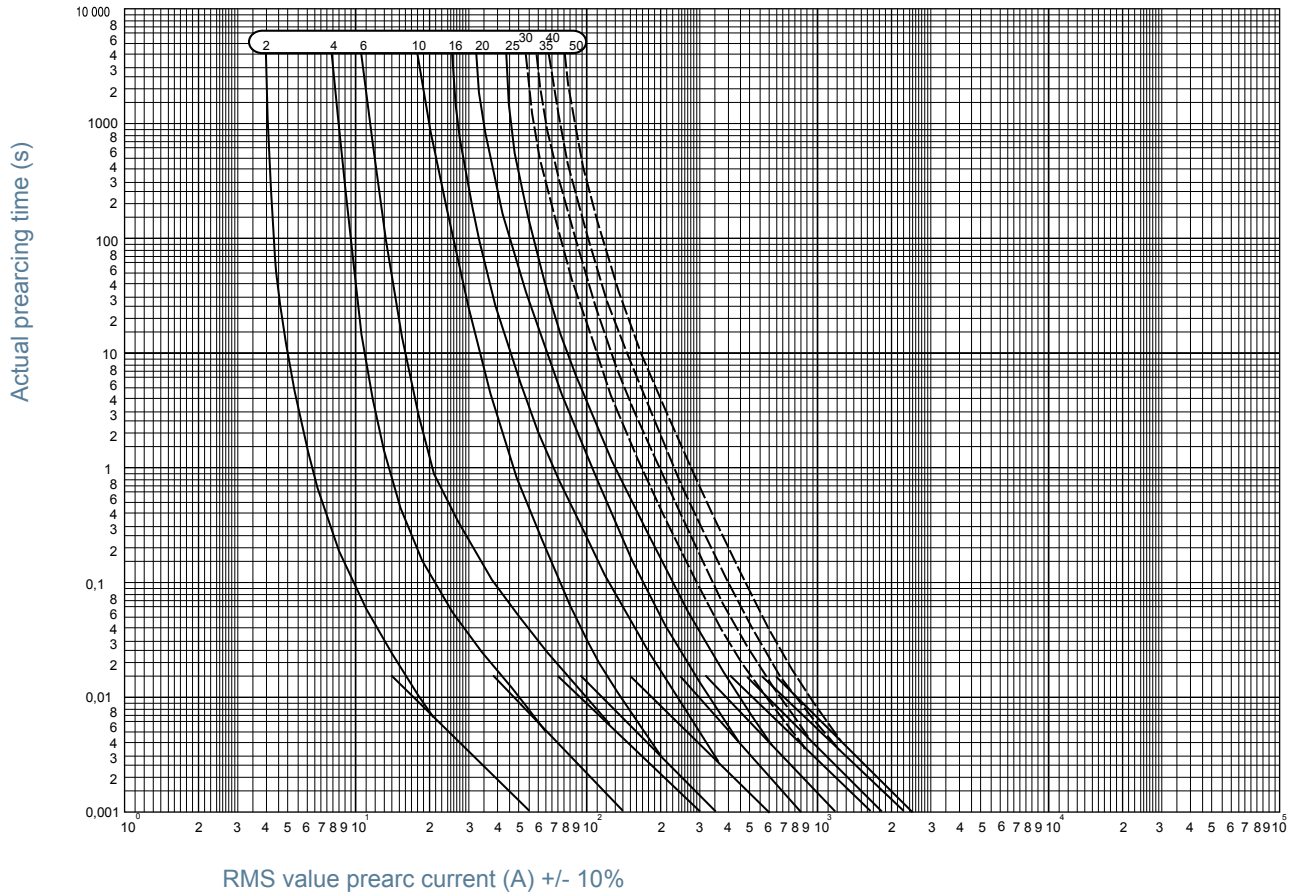
Catalog number	Reference number	Rated voltage AC (IEC)	Rated voltage DC (IEC)	Rated current I _n	Colour	Power dissipation at I _n	Weight	Package
DVGG50V125	V218150	500 V	500 V	125 A	yellow	10 W	210 g	5
DVGG50V160	G218867	500 V	500 V	160 A	copper	16.5 W	219 g	5
DVGG50V200	W219186	500 V	500 V	200 A	blue	18 W	219 g	5

D fuse-links gG/flink 500 to 690VAC/500VDC

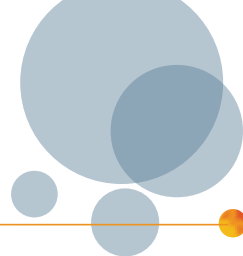


Time current characteristic curves

TNDZ 2A-50A

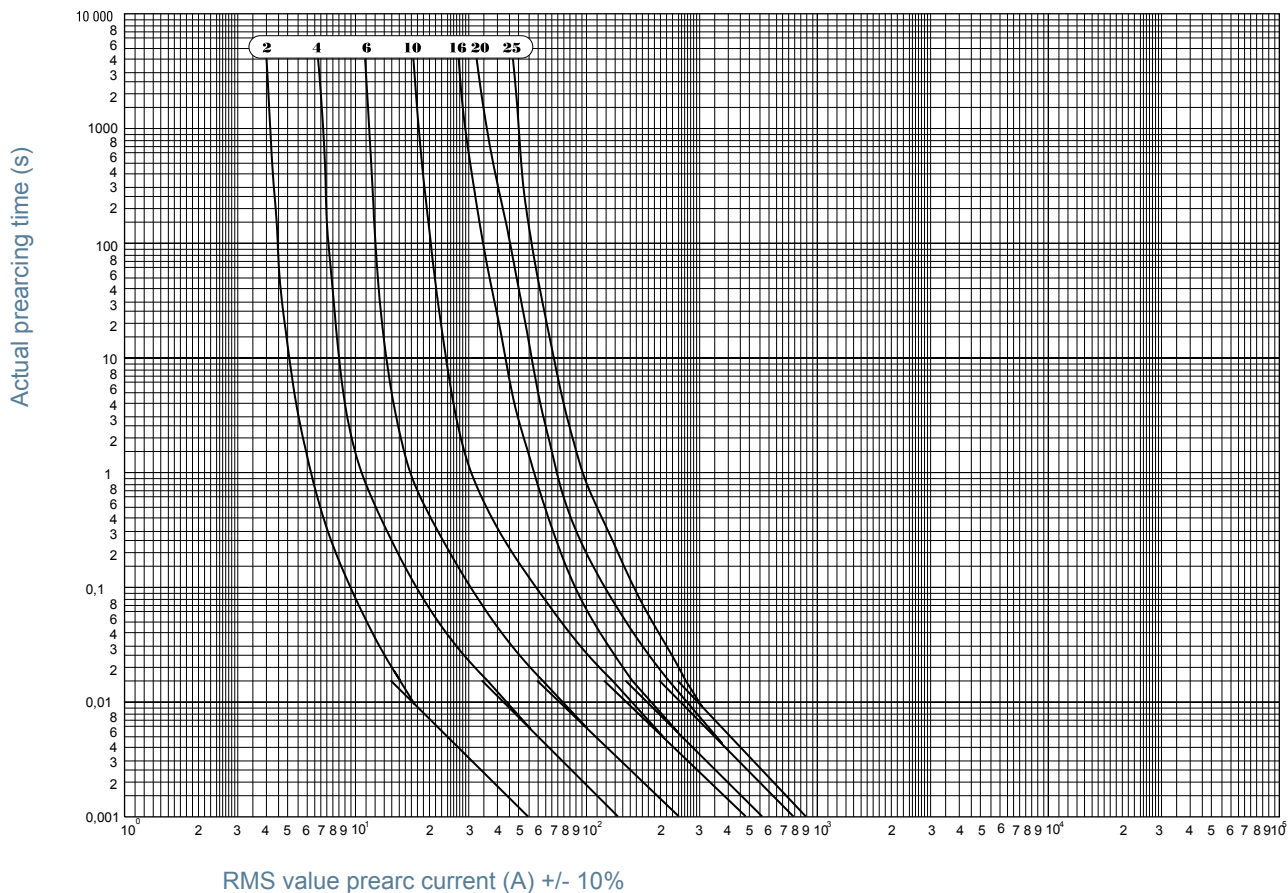


D fuse-links gG/flink 500 to 690VAC/500VDC

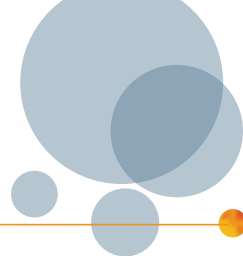


Time current characteristic curves

NDZ 2A-25A

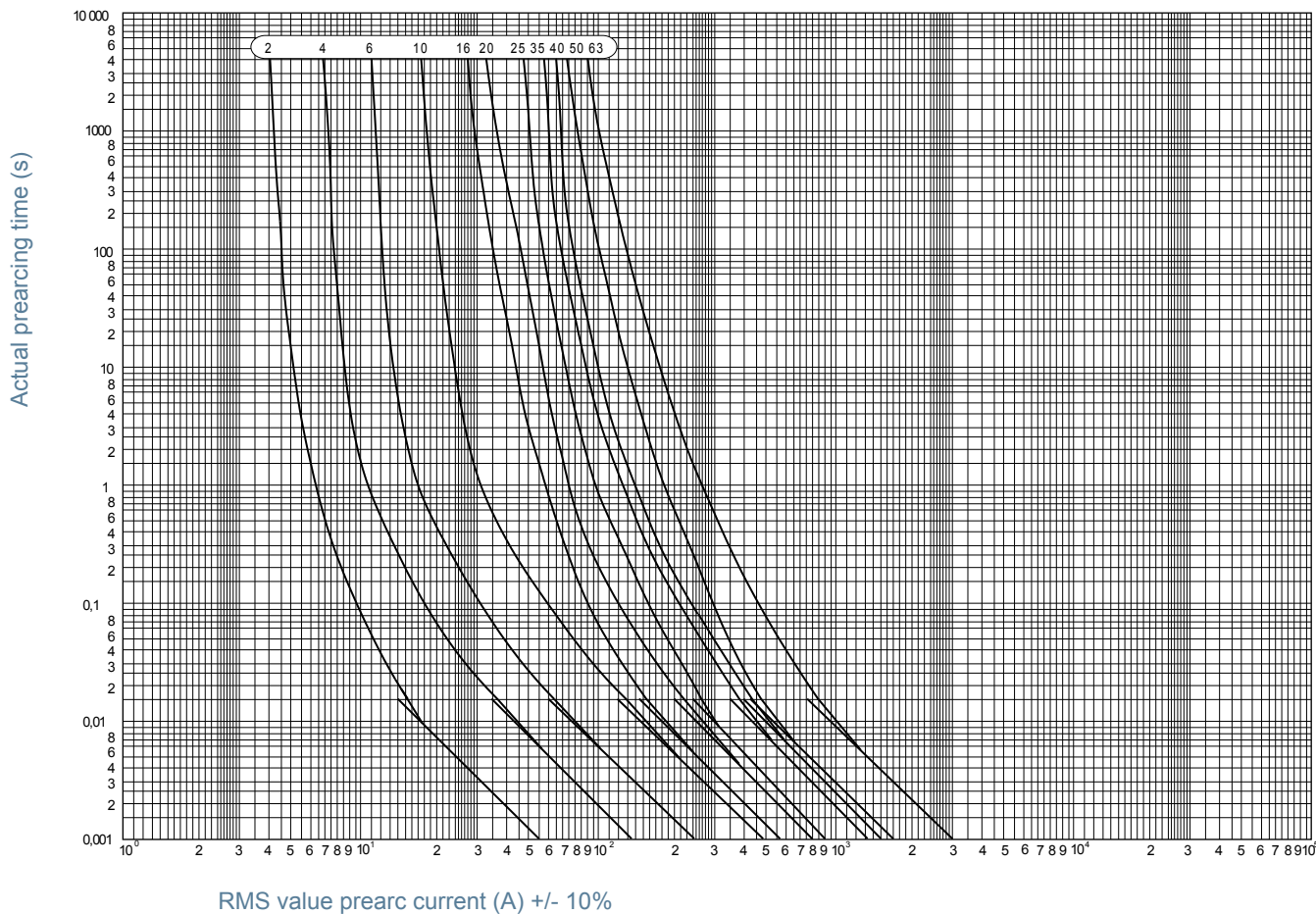


D fuse-links gG/flink 500 to 690VAC/500VDC



Time current characteristic curves

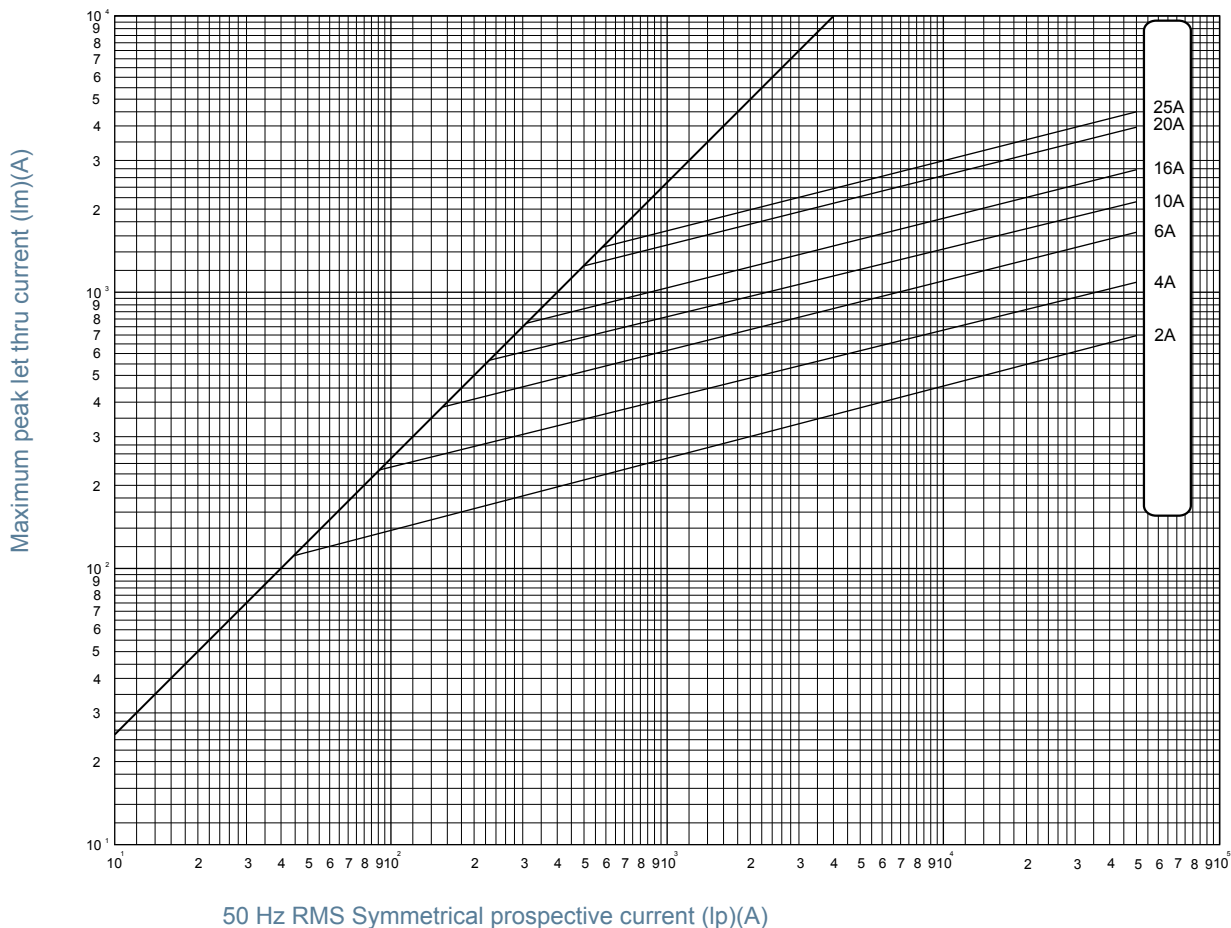
DII-DIII 2A-63A



D fuse-links gG/flink 500 to 690VAC/500VDC

Current limiting diagram

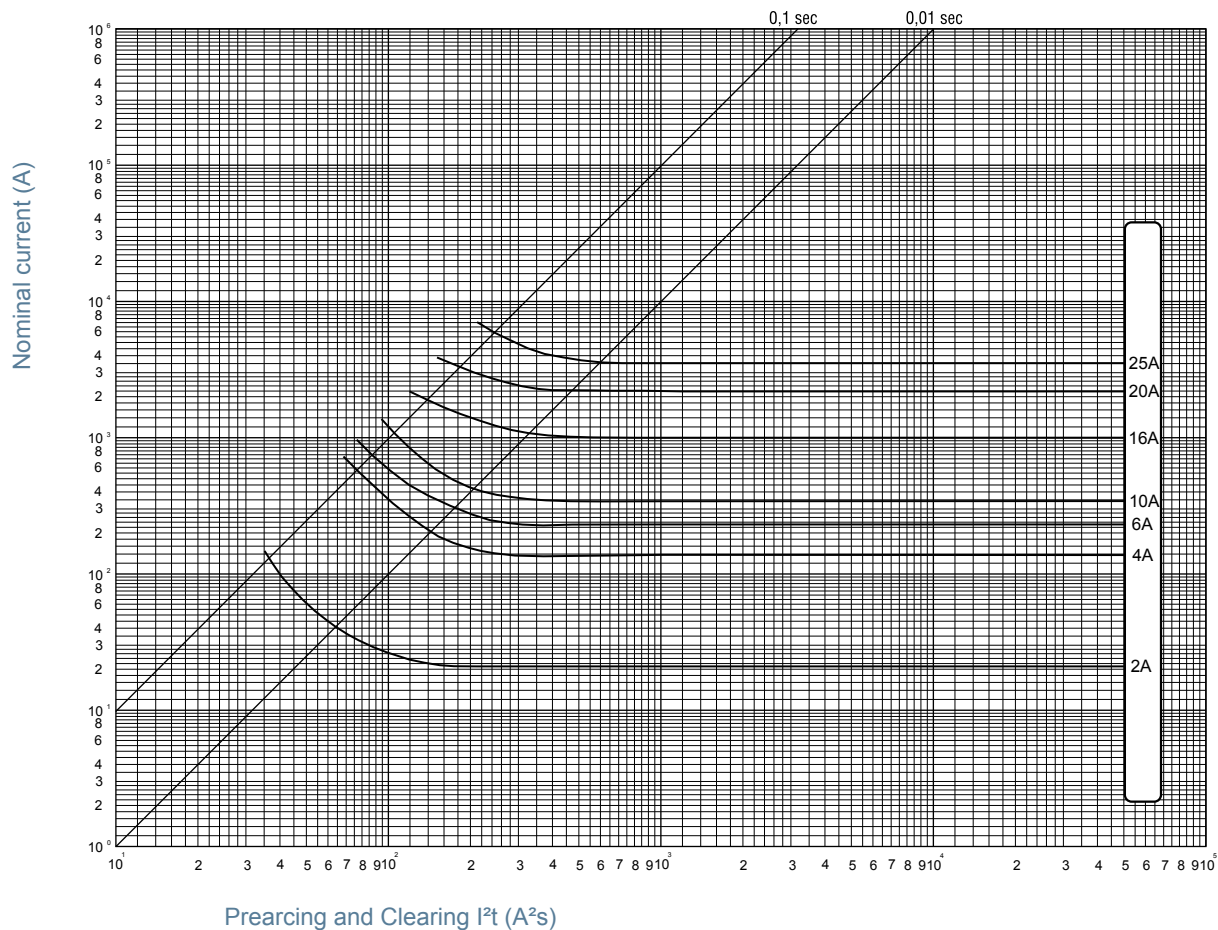
TNDZ 2A-25A



D fuse-links gG/flink 500 to 690VAC/500VDC

Characteristics total I²t curve

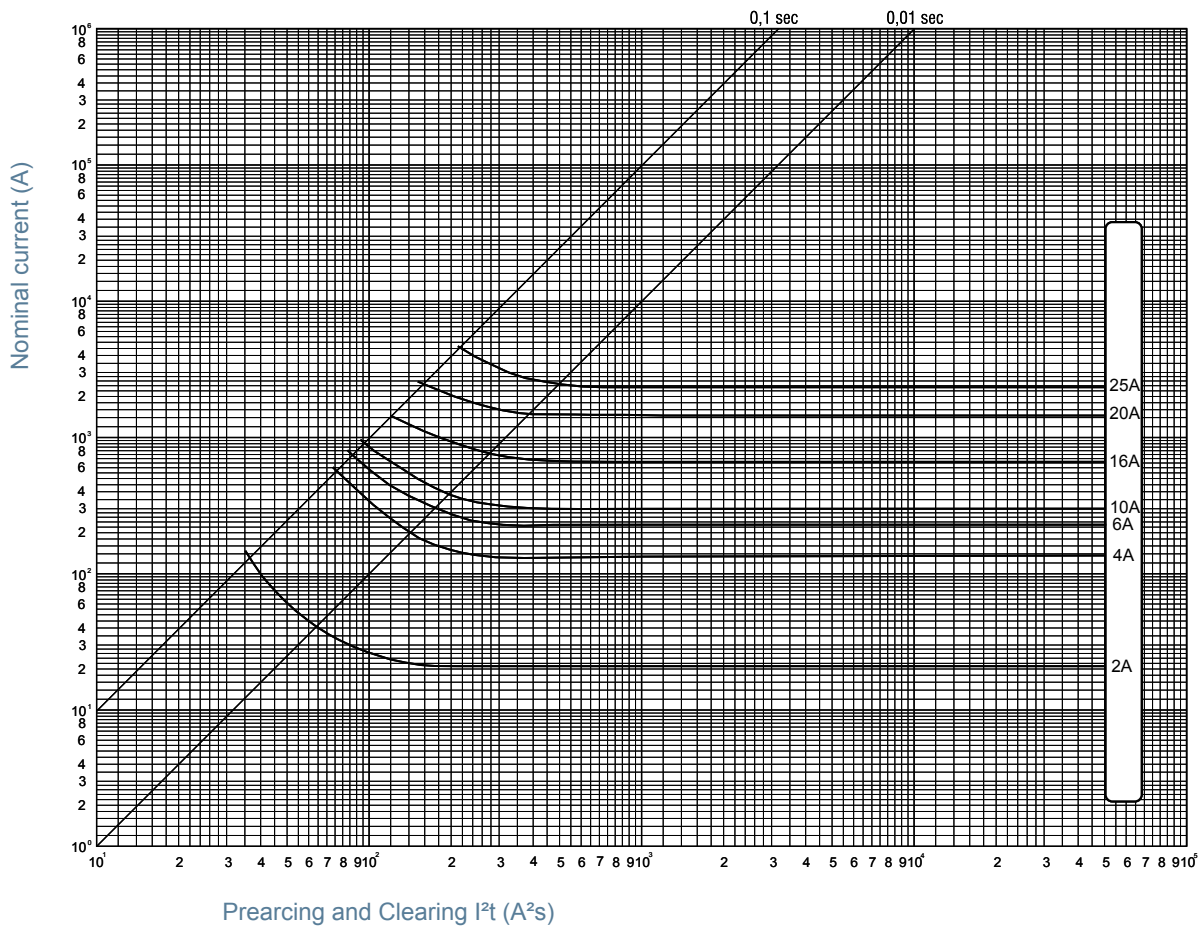
TNDZ 2A-25A



D fuse-links gG/flink 500 to 690VAC/500VDC

Characteristics total I^2t curve

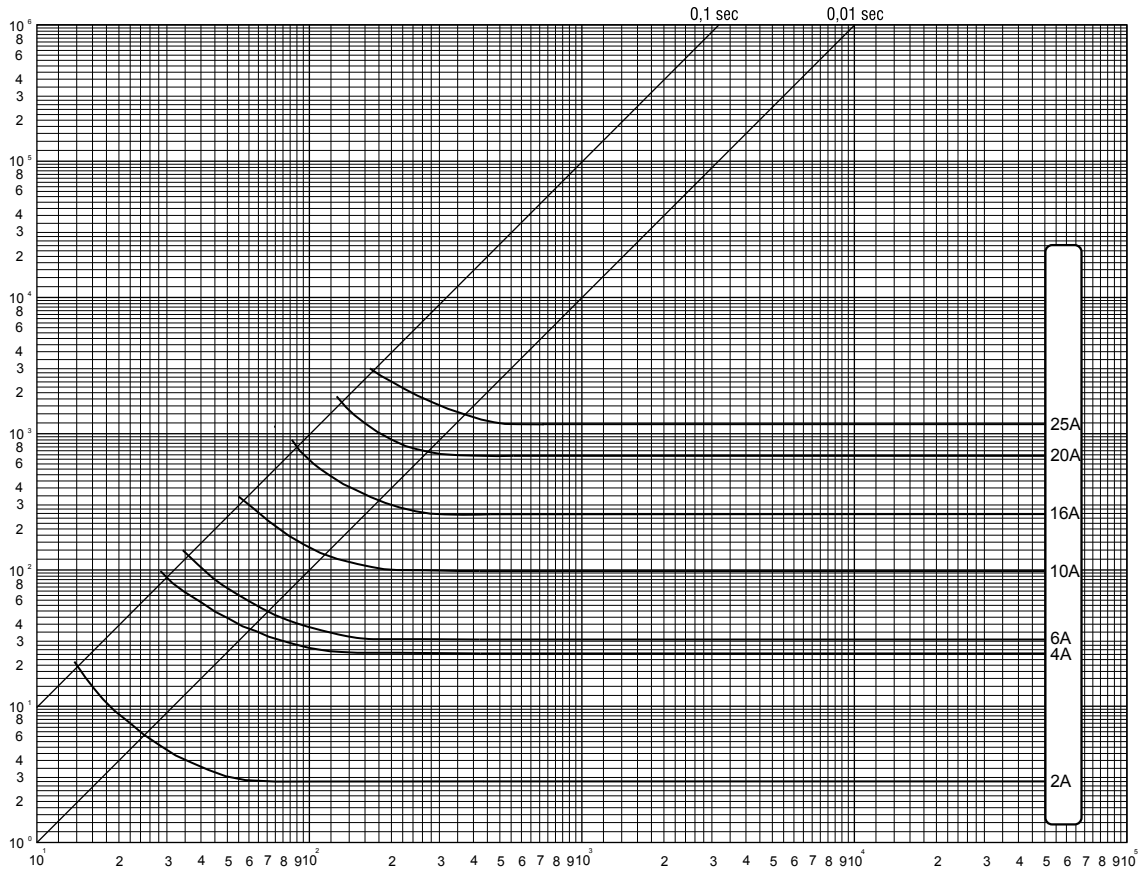
NDZ 2A-63A



D fuse-links gG/flink 500 to 690VAC/500VDC

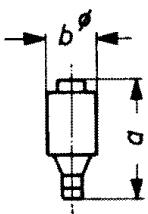
Peak arc voltage

TNDZ 2A-25A



Dimensions

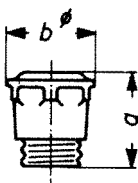
D fuse-links



Size	a	bØ
NDZ	50	12
DII	50	22
DIII	50	27
DIV	63	37
DV	63	45

Dimensions in mm

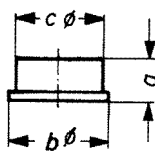
D screw-caps



Article Number	a	bØ
00590.000200	42	34
00591.00200	43	42
00589.000200	34	27
00605.000000	65	42.5
00690.000000	42	34
00691.000000	43	42
02071.000000	42	33
02072.000000	43	40

Dimensions in mm

D touch-protection-rings



Article Number	a	bØ	cØ
00181.900000	17,5	44.5	40.5
00182.900000	19	54	50.5

Dimensions in mm