

enclosures:  
size "77.27" page:

C-TYPE IP65/IP66 .....	250 - 256
C7 IP67, two levers .....	276
V-TYPE IP65/IP66, single lever .....	282/292 - 295
BIG hoods .....	312 - 315
T-TYPE IP65 insulating .....	330 - 331
T-TYPE / W IP66 insulating .....	340 - 341
HYGIENIC T-TYPE / H IP66/IP69 .....	354 - 355
HYGIENIC T-TYPE / C IP66/IP69, -50 °C .....	362 - 363
W-TYPE for aggressive environments .....	375
EMC .....	394
for 180 °C .....	400
central lever .....	408 - 409
IP68 .....	428 - 431
LS-TYPE .....	454 - 455

panel supports: page:  
COB .....

description

indirect, with plate  
female inserts with female contacts  
male inserts with male contacts

indirect, with plate, use in temperatures up to 180 °C  
female inserts with female contacts, brown  
male inserts with male contacts, brown

- characteristics according to EN 61984:  
**35A 400/690V 6kV 3**
- UL, CSA, CCC \*, EAC certified  
\* CQC certification being applied for
- rated voltage according to UL/CSA: 600V
- insulation resistance: ≥ 10 GΩ
- ambient temperature limit: -40 °C ... +125 °C  
(CP RY version up to 180 °C)
- are made of self-extinguishing thermoplastic resin UL 94 V0
- mechanical life: ≥ 500 cycles
- contact resistance: ≤ 0,5 mΩ
- for maximum current load, see the following load curves inserts, for more information see page 562

diagram CP 06 poles

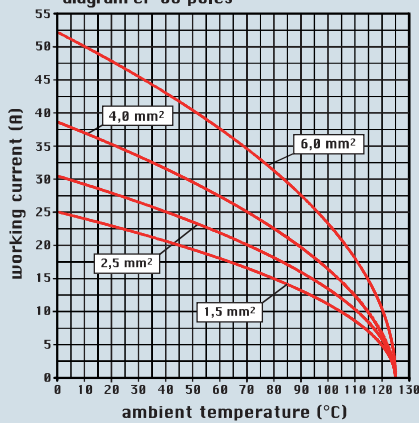
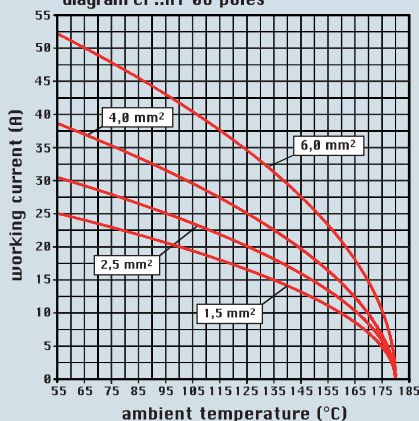



diagram CP..RY 06 poles



dimensions shown are not binding  
and may be changed without notice

inserts,  
screw terminal connection

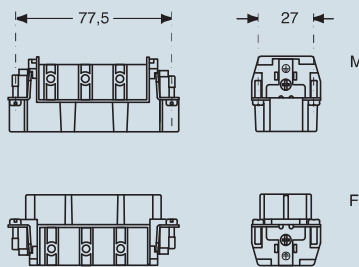


silver  
plated  
contacts

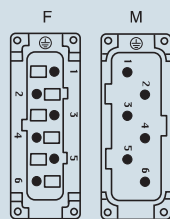
part No.

CPF 06  
CPM 06

dimensions in mm




contacts side (front view)



- inserts with plate, for section conductors:  
1,50 - 6 mm<sup>2</sup> - AWG 16 - 10
- conductors stripping length: 10,5 mm
- terminal screw torque: 1,2 Nm (10,7 lb.in), for more information see page 34 and 35

inserts,  
screw terminal connection

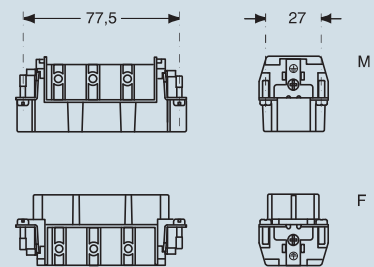


silver  
plated  
contacts

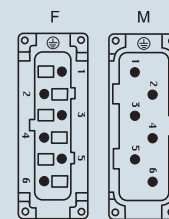
part No.

CPF 06 RY  
CPM 06 RY

dimensions in mm



contacts side (front view)



- inserts with plate, for section conductors:  
1,50 - 6 mm<sup>2</sup> - AWG 16 - 10
- conductors stripping length: 10,5 mm
- terminal screw torque: 1,2 Nm (10,7 lb.in), for more information see page 34 and 35

CP - CP...RY