


enclosures:
size "57.27" page:

C-TYPE IP65/IP66 244 - 249
 C7 IP67, two levers 275
 V-TYPE IP65/IP66, single lever 281/288 - 291
 BIG hoods 308 - 311
 T-TYPE IP65 insulating 328 - 329
 T-TYPE / W IP66 insulating 338 - 339
 HYGIENIC T-TYPE / H IP66/IP69 352 - 353
 HYGIENIC T-TYPE / C IP66/IP69, -50 °C 360 - 361
 W-TYPE for aggressive environments 374
 EMC 393
 central lever 406 - 407
 IP68 424 - 427
 LS-TYPE 452 - 453

panel supports: page:
 COB 462 - 463

inserts,
screw terminal connections



part No.

CNEF 10 T
CNEM 10 T

CNEF 10 TX
CNEM 10 TX

inserts,
spring terminal connections



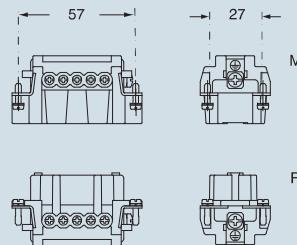
part No.

CSEF 10
CSEM 10

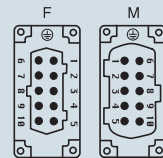
description	part No.
indirect, with plate 1) female inserts with female contacts male inserts with male contacts	CNEF 10 T CNEM 10 T
direct, without plate 2) female inserts with female contacts male inserts with male contacts	CNEF 10 TX CNEM 10 TX
spring terminal female inserts with female contacts male inserts with male contacts	CSEF 10 CSEM 10

- characteristics according to EN 61984:
16A 500V 6kV 3
16A 400/690V 6kV 2
- cUL - UL for USA and Canada (CNE), UL (CSE), CSA, CCC *, GL, EAC certified
 * CQC certification being applied for
- rated voltage according to UL/CSA: 600V
- insulation resistance: $\geq 10 \text{ G}\Omega$
- ambient temperature limit: $-40 \text{ }^\circ\text{C} \dots +125 \text{ }^\circ\text{C}$
- are made of self-extinguishing thermoplastic resin UL 94 V0
- mechanical life: ≥ 500 cycles
- contact resistance: $\leq 1 \text{ m}\Omega$ (CNE) - $\leq 3 \text{ m}\Omega$ (CSE)
- for maximum current load, see the following load curves inserts, for more information see page 559

dimensions in mm

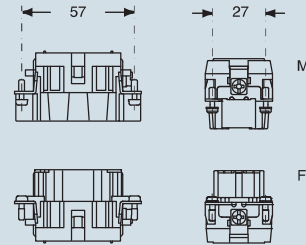


contacts side (front view)

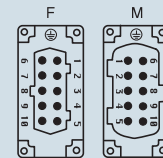


- inserts with plate for section conductors:
 0,5 - 4 mm² - AWG 20 - 12
- inserts without plate for section conductors:
 0,25 - 2,5 mm² - AWG 24 - 14
- conductors stripping length: 7 mm
- terminal screw torque: 0,5 Nm (4.4 lb.in), for more information see page 34 and 35

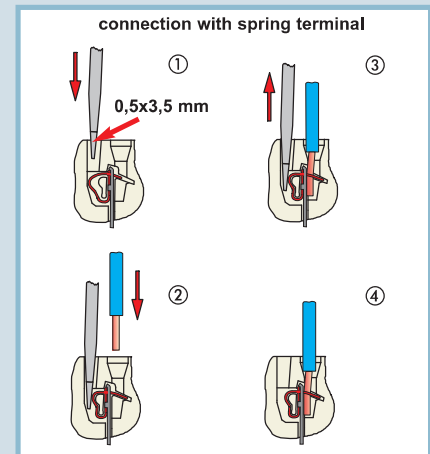
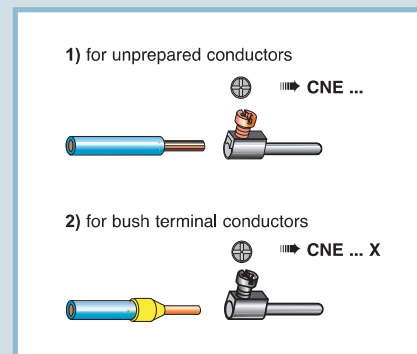
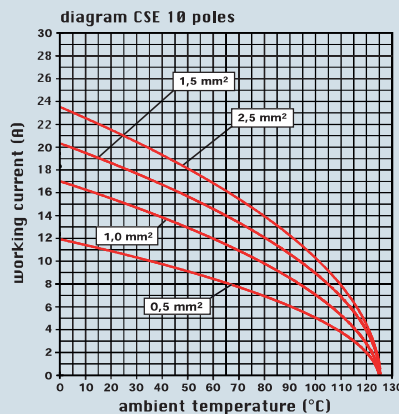
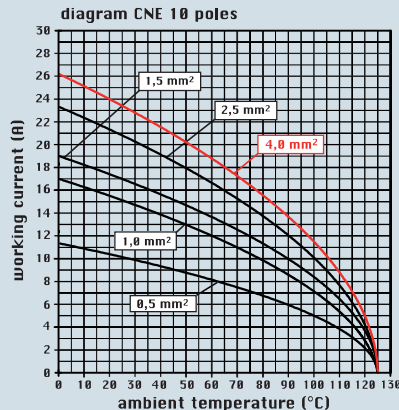
dimensions in mm



contacts side (front view)



- inserts for section conductors:
 0,14 - 2,5 mm² - AWG 26 - 14
- conductors stripping length: 9...11 mm



dimensions shown are not binding and may be changed without notice