



inserts:	page:
CK ..... 3 poles + ⊕	48
CK ..... 4 poles + ⊕	48
CKS ..... 3 poles + ⊕	49
CKS ..... 4 poles + ⊕	49
CD ..... 8 poles	54
CQ ..... 12 poles + ⊕	165
CQ ..... 5 poles + ⊕	166

insert dimensions:  
21 x 21 mm

hoods

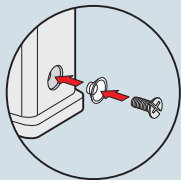


covers



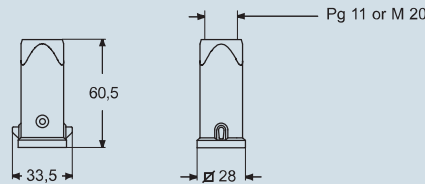
description	part No. (entry - Pg 11)	part No. (entry - M 20)	part No. (with eyelet)	part No. (with loop)
with pegs, top entry with pegs, side entry	CKA 03 VS CKA 03 VAS	MKA V20 MKA VA20		
with galvanised steel lever, top entry with stainless steel lever, top entry	CKA 03 VGS CKAX 03 VGS	MKA VG20 MKAX VG20		
with pegs and gasket, for female inserts with pegs, for male inserts			CKA 03 C 1) CKA 03 CA 1)	CKA 03 CS 1) CKA 03 CAS 1)
with stainless steel lever and gasket, for female inserts with stainless steel lever, for male inserts				CKAX 03 CX CKAX 03 CXA
gasket and screw kit for IP66/IP67 <sup>2)</sup> for CK, CQ 05, CKS inserts	CKR 65			
gasket and screw kit for IP66/IP67 <sup>2)</sup> for CD 08 inserts	CKR 65 D			

2) To obtain the protection rating IP66/IP67 a kit is provided that includes a gasket to fit under the insert fixing screws supplied with the kit (see illustrative example).  
CQ 12 inserts are already supplied with a gasket and screw which ensure IP66/IP67 protection rating.

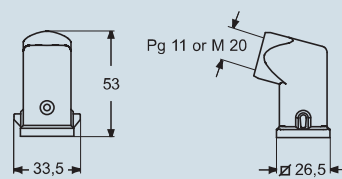


dimensions in mm

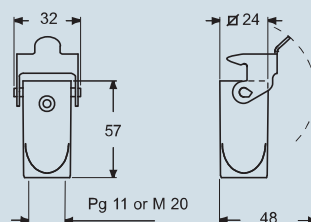
CKA VS and MKA V



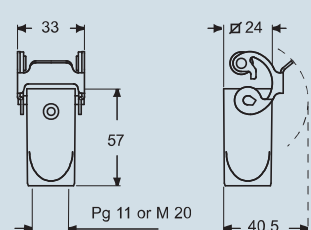
CKA VAS and MKA VA



CKA VGS and MKA VG



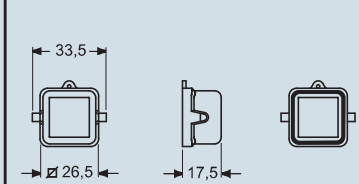
CKAX VGS and MKAX VG



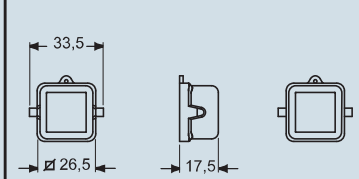
1) preferably be used with enclosures CKAX (stainless steel lever).

dimensions in mm

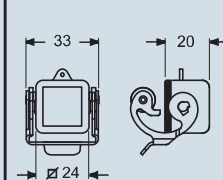
CKA C(S)



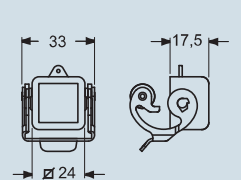
CKA CA(S)



CKAX CX



CKAX CXA



Type 12  
Type 4/4X only  
with CKR 65 (D)



IP66/IP67 with CKR 65 (D) <sup>1)</sup>

dimensions shown are not binding  
and may be changed without notice

