



inserts:	page:
CK 3 poles + ⊕	48
CK 4 poles + ⊕	48
CKS 3 poles + ⊕	49
CKS 4 poles + ⊕	49
CD 8 poles	54
CQ 12 poles + ⊕	165
CQ 5 poles + ⊕	166

insert dimensions:
21 x 21 mm

bulkhead mounting housings

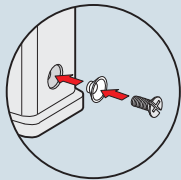


angled bulkhead mounting housings

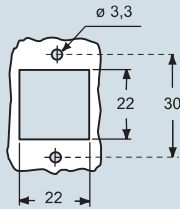


description	part No.	part No. (entry - Pg 11)	part No. (entry - M 20)
with galvanised steel lever with stainless steel lever	CKA 03 I CKAX 03 I		
without cable entry, galvanized steel lever without cable entry, stainless steel lever		CKA 03 IA CKAX 03 IA	
with cable entry, galvanized steel lever with cable entry, stainless steel lever with cable entry, galvanized steel lever, bulkhead hole closed with cable entry, stainless steel lever, bulkhead hole closed		CKA 03 IAPS CKAX 03 IAPS CKA 03 APS CKAX 03 APS	MKA IAP20 MKAX IAP20 MKA AP20 MKAX AP20
gasket and screw kit for IP66/IP67 ¹⁾ for CK, CQ 05, CKS inserts	CKR 65	CKR 65	
gasket and screw kit for IP66/IP67 ¹⁾ for CD 07/08 inserts	CKR 65 D	CKR 65 D	

1) To obtain the protection rating IP66/IP67 a kit is provided that includes a gasket to fit under the insert fixing screws supplied with the kit (see illustrative example).
CQ 12 inserts are already supplied with a gasket and screw which ensure IP66/IP67 protection rating.



panel cut-out for enclosures, in mm



ILME®
Type 12
Type 4/4X only
with CKR 65 (D)

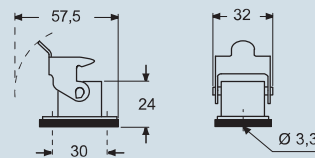


IP66/IP67 with CKR 65 (D) ¹⁾

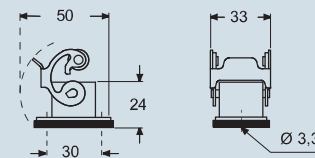
dimensions shown are not binding
and may be changed without notice

dimensions in mm

CKA I

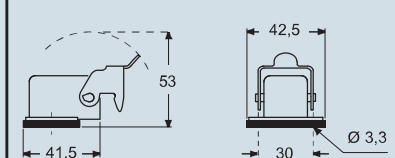


CKAX I

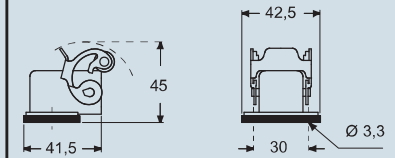


dimensions in mm

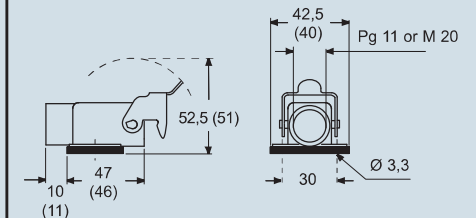
CKA IA



CKAX IA



CKA IAPS (CKA APS) and MKA IAP (MKA AP)



CKAX IAPS (CKAX APS) and MKAX IAP (MKAX AP)

