inserts: page:

CD	40	poles + ⏚	57
CDD	72	poles + ⏚	70
CDS	27	poles + ⏚	80
CSH	16	poles + ⏚	93
CNE, CSE	16	poles + ⏚	106
CCE	16	poles + ⏚	112
CSS	16	poles + ⏚	124
CQE	32	poles + ⏚	140
CQEE	40	poles + ⏚	146
CMCE, CMSH	6+2 (aux)	poles + ⏚	150-151
CP	6	poles + ⏚	162
CX	6/36 and 12/2	poles + ⏚	170-171
CX	4/0 and 4/2	poles + ⏚	172
MIXO	4	modules	179-215

insert centre distance:
77,5 x 27 mm

surface mounting housings with 2 levers or 4 pegs

surface mounting housings with single lever

description	part No.	entry Pg	part No.	entry M	part No.	entry Pg	part No.	entry M
with levers	**CHP 16**	21	**MHP 16.25**	25	**CHP 16 L**	21	**MHP 16 L25**	25
with levers	**CHP 16.2**	21 x 2	**MHP 16.225**	25 x 2	**CHP 16 L2**	21 x 2	**MHP 16 L225**	25 x 2
with levers, high construction	**CAP 16.21**	21	**MAP 16.32**	32	**CAP 16 L**	21	**MAP 16 L32**	32
with levers, high construction	**CAP 16.221**	21 x 2	**MAP 16.232**	32 x 2	**CAP 16 L2**	21 x 2	**MAP 16 L232**	32 x 2
with levers, high construction	**CAP 16.29**	29	**MAP 16.40**	40	**CAP 16 L29**	29	**MAP 16 L40**	40
with levers, high construction	**CAP 16.229**	29 x 2	**MAP 16.240**	40 x 2	**CAP 16 L229**	29 x 2	**MAP 16 L240**	40 x 2
with pegs and aluminum cover [1]	**CHP 16 CS**	21	**MHP 16 CS25**	25				
with lever and aluminum cover [1]	**CHP 16 CS2**	21 x 2	**MHP 16 CS225**	25 x 2				
with pegs and aluminum cover, high construction [1]	**CAP 16 CS**	21	**MAP 16 CS32**	32				
with pegs and aluminum cover, high construction [1]	**CAP 16 CS2**	21 x 2	**MAP 16 CS232**	32 x 2				
with pegs and aluminum cover, high construction [1]	**CAP 16 CS29**	29	**MAP 16 CS40**	40				
with pegs and aluminum cover, high construction [1]	**CAP 16 CS229**	29 x 2	**MAP 16 CS240**	40 x 2				
with pegs and plastic cover [1]	**CHP 16 CP**	21	**MHP 16 CP25**	25				
with pegs and plastic cover [1]	**CHP 16 CP2**	21 x 2	**MHP 16 CP225**	25 x 2				
with pegs and plastic cover, high construction [1]	**CAP 16 CP**	21	**MAP 16 CP32**	32				
with pegs and plastic cover, high construction [1]	**CAP 16 CP2**	21 x 2	**MAP 16 CP232**	32 x 2				
with pegs and plastic cover, high construction [1]	**CAP 16 CP29**	29	**MAP 16 CP40**	40				
with pegs and plastic cover, high construction [1]	**CAP 16 CP229**	29 x 2	**MAP 16 CP240**	40 x 2				
with lever and cover					**CHP 16 LS**	21	**MHP 16 LS25**	25
with lever and cover					**CHP 16 LS2**	21 x 2	**MHP 16 LS225**	25 x 2
with lever and cover, high construction					**CAP 16 LS**	21	**MAP 16 LS32**	32
with lever and cover, high construction					**CAP 16 LS2**	21 x 2	**MAP 16 LS232**	32 x 2
with lever and cover, high construction					**CAP 16 LS29**	29	**MAP 16 LS40**	40
with lever and cover, high construction					**CAP 16 LS229**	29 x 2	**MAP 16 LS240**	40 x 2

[1] may be combined with enclosures:
- CHO/CAO 16 X and CHV/CAV 16 X
- MHO/MAO 16 X and MHV/MAV 16 X

NB:
The enclosures ensure IP66 protection (or IP65 for hinged cover versions) rating when mated and locked with the closing levers.
The cover (CS, CP) only ensures mechanical protection, but does not ensure IP65 protection rating.

Type 4/4X/12
(except enclosures with plastic cover)

EN 60529 IP66 IEC 60529

dimensions shown are not binding and may be changed without notice

dimensions in mm

CHP - CAP and **MHP - MAP**

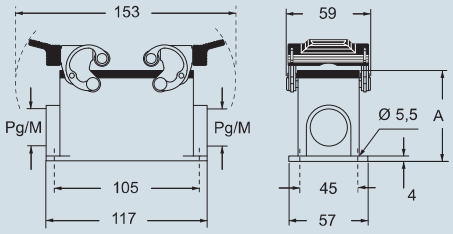

CHP CS/CP - CAP CS/CP and **MHP CS/CP - MAP CS/CP**

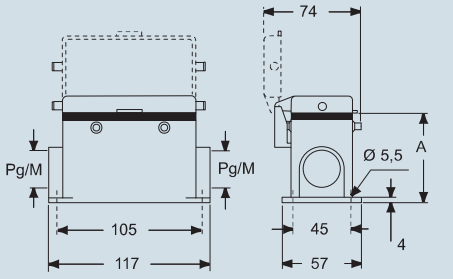

type	A
CHP / MHP	63
CAP / MAP	81
CHP CS / MHP CS	63
CAP CS / MAP CS	81
CHP CP / MHP CP	63
CAP CP / MAP CP	81

dimensions in mm

CHP L - CAP L and **MHP L - MAP L**

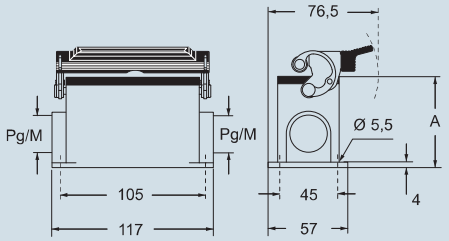

CHP LS - CAP LS and **MHP LS - MAP LS**

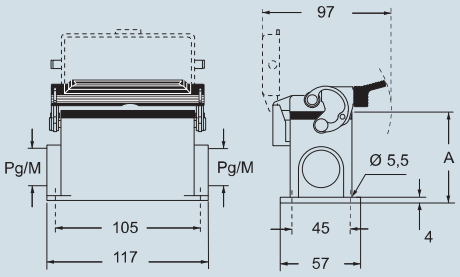

type	A
CHP L / MHP L	63
CAP L / MAP L	81
CHP LS / MHP LS	63
CAP LS / MAP LS	81