



inserts:	page:
CD 64 poles + ⊕	59
CT, CTS (10A) *) 64 poles + ⊕	65
CDD 108 poles + ⊕	72
CDS 42 poles + ⊕	81
CSH 24 poles + ⊕	94
CNE, CSE 24 poles + ⊕	107
CCE 24 poles + ⊕	113
CSS 24 poles + ⊕	125
CT, CTSE (16A) *) 24 poles + ⊕	133
CQE 46 poles + ⊕	141
CQEE 64 poles + ⊕	147
CMCE 10+2 (aux) poles + ⊕	152
CMSH 10+2 (aux) poles + ⊕	153
CX 4/8 and 6/6 poles + ⊕	173 and 175
MIXO 6 modules	179-215

*) can be used only in bulkhead mounting housings

insert centre distance: **104 x 27 mm**

bulkhead mounting housings with 2 levers or 4 pegs



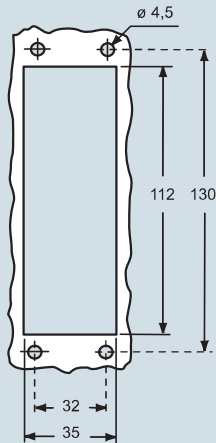
bulkhead mounting housings with single lever



description	part No.	part No.
with one or two levers	CHI 24	CHI 24 L
with pegs ¹⁾	CHI 24 C	
with pegs and aluminum cover ¹⁾	CHI 24 CS	
with pegs and plastic cover ¹⁾	CHI 24 CP	
with lever and cover		CHI 24 LS

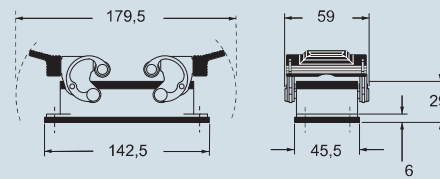
¹⁾ may be combined with enclosures:
 - CHO/CAO 24 X and CHV/CAV 24 X
 - MHO/MAO 24 X and MHV/MAV 24 X

panel cut-out for bulkhead mounting housings in mm

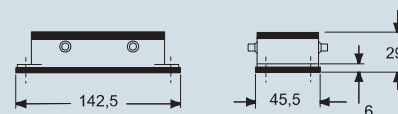


dimensions in mm

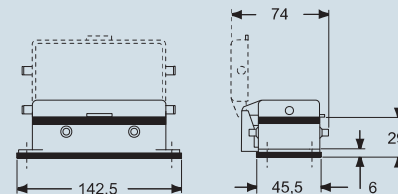
CHI



CHI C

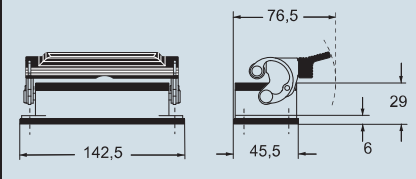


CHI CS/CP

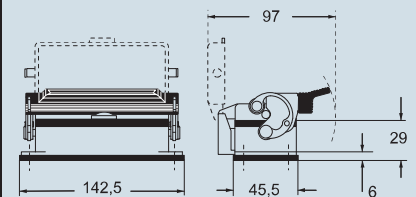


dimensions in mm

CHI L



CHI LS



NB:
 The enclosures ensure IP66 protection (or IP65 for hinged cover versions) rating when mated and locked with the closing levers.
 The cover (CS, CP) only ensures mechanical protection, but does not ensure IP65 protection rating.

CAVUS® Type 4/4X/12
 (except enclosures with plastic cover)



dimensions shown are not binding and may be changed without notice

C-TYPE - size 104.27