



inserts:		page:
CD .....	40 poles + ⊕	57
CT, CTS (10A) *) .....	40 poles + ⊕	64
CDD .....	72 poles + ⊕	70
CDS .....	27 poles + ⊕	80
CSH .....	16 poles + ⊕	93
CNE, CSE .....	16 poles + ⊕	106
CCE .....	16 poles + ⊕	112
CSS .....	16 poles + ⊕	124
CT, CTSE (16A) *) ..	16 poles + ⊕	132
CQE .....	32 poles + ⊕	140
CQEE .....	40 poles + ⊕	146
CMCE, CMSH 6+2 (aux)	poles + ⊕	150-151
CP .....	6 poles + ⊕	162
CX .....	6/36 and 12/2 poles + ⊕	170-171
CX .....	4/0 and 4/2 poles + ⊕	172
MIXO .....	4 modules	179-215

\*) can be used only in bulkhead mounting housings

insert centre distance: 77,5 x 27 mm

**bulkhead mounting housings with 2 levers or 4 pegs**



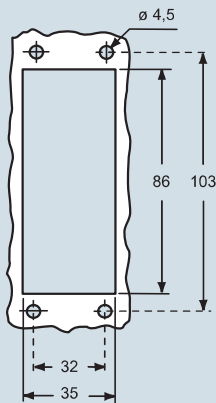
**bulkhead mounting housings with single lever**



description	part No.	part No.
with one or two levers	<b>CHI 16</b>	<b>CHI 16 L</b>
with pegs <sup>1)</sup>	<b>CHI 16 C</b>	
with pegs and aluminum cover <sup>1)</sup>	<b>CHI 16 CS</b>	
with pegs and plastic cover <sup>1)</sup>	<b>CHI 16 CP</b>	
with lever and cover		<b>CHI 16 LS</b>

<sup>1)</sup> may be combined with enclosures:  
 - CHO/CAO 16 X and CHV/CAV 16 X  
 - MHO/MAO 16 X and MHV/MAV 16 X

panel cut-out for bulkhead mounting housings in mm



**NB:**  
 The enclosures ensure IP66 protection (or IP65 for hinged cover versions) rating when mated and locked with the closing levers.  
 The cover (CS, CP) only ensures mechanical protection, but does not ensure IP65 protection rating.

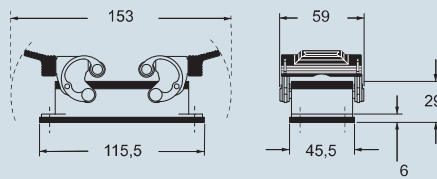
**CAVUS**® Type 4/4X/12  
 (except enclosures with plastic cover)



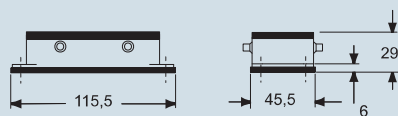
dimensions shown are not binding and may be changed without notice

dimensions in mm

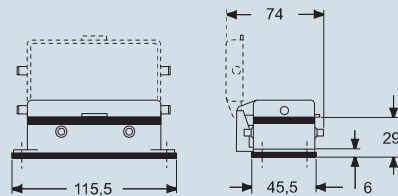
**CHI**



**CHI C**

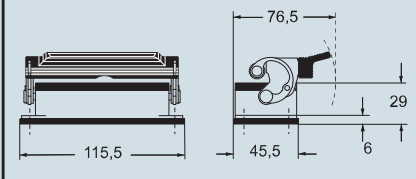


**CHI CS/CP**



dimensions in mm

**CHI L**



**CHI LS**

