



inserts:	page:
CDD 24 poles + ⊕	67
CDS 9 poles + ⊕	78
CSH 6 poles + ⊕	91
CNE, CSE 6 poles + ⊕	104
CCE 6 poles + ⊕	110
CSS 6 poles + ⊕	122
CT, CTSE (16A) * 6 poles + ⊕	130
CQE 10 poles + ⊕	138
MIXO 2 modules	179 - 215

*) can be used only in bulkhead mounting housings

insert centre distance:
44 x 27 mm

bulkhead mounting housings with single lever



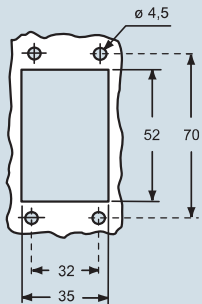
bulkhead mounting housings with 2 pegs



description	part No.	part No.
with lever	CHI 06 L	
with lever and cover	CHI 06 LS	
with pegs ¹⁾		CHI 06 LC
with pegs and aluminum cover ¹⁾		CHI 06 LCS
with pegs and plastic cover ¹⁾		CHI 06 LCP

¹⁾ may be combined with enclosures:
- CHO/CHV 06 LX
- CHO/CHV 06 LX

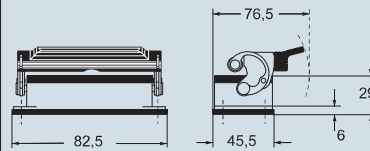
panel cut-out for bulkhead mounting housings in mm



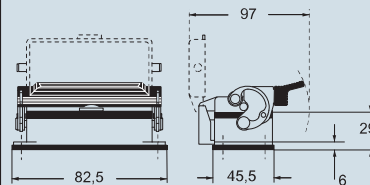
NB:
The enclosures ensure IP66 protection (or IP65 for hinged cover versions) rating when mated and locked with the closing levers.
The cover (CS, CP) only ensures mechanical protection, but does not ensure IP65 protection rating.

dimensions in mm

CHI L

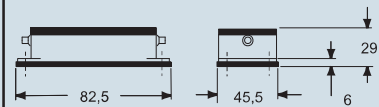


CHI LS

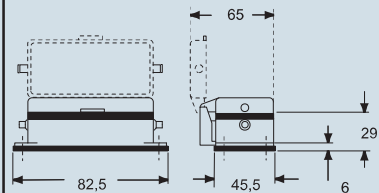


dimensions in mm

CHI LC



CHI LCS/LCP



CAVUS® Type 4/4X/12
(except enclosures with plastic cover)



dimensions shown are not binding and may be changed without notice