



inserts:	page:
CD 64 poles + ⊕	59
CDD 108 poles + ⊕	72
CDS 42 poles + ⊕	81
CSH 24 poles + ⊕	94
CNE, CSE 24 poles + ⊕	107
CCE 24 poles + ⊕	113
CSS 24 poles + ⊕	125
CQE 46 poles + ⊕	141
CQEE 64 poles + ⊕	147
CMSE 10+2 (aux) poles + ⊕	152
CMSH 10+2 (aux) poles + ⊕	153
CX 4/8 and 6/6 poles + ⊕	173 and 175
MIXO 6 modules	179-215

insert centre distance:
104 x 27 mm

hoods with 4 pegs



hoods with 2 pegs



description	part No.		entry Pg		part No.		entry M	
with pegs, side entry	CHO 24	21	MHO 24.25	25	CHO 24 L	21	MHO 24 L25	25
with pegs, side entry			MHO 24.32	32			MHO 24 L32	32
with pegs, side entry, high construction	CAO 24.21	21	MAO 24.32	32	CAO 24 L21	21	MAO 24 L32	32
with pegs, side entry, high construction	CAO 24.29	29	MAO 24.40	40	CAO 24 L29	29	MAO 24 L40	40
with pegs, top entry	CHV 24	21	MHV 24.25 **	25	CHV 24 L	21	MHV 24 L25	25
with pegs, top entry			MHV 24.32	32			MHV 24 L32	32
with pegs, top entry	CHV 24.29	29	MHV 24.40	40	CHV 24 L29	29	MHV 24 L40	40
with pegs, top entry, high construction	CAV 24.21	21	MAV 24.32	32	CAV 24 L21	21	MAV 24 L32	32
with pegs, top entry, high construction	CAV 24.29	29	MAV 24.40	40	CAV 24 L29	29	MAV 24 L40	40
with pegs, frontal entry, high construction	CAF 24.21	21	MAF 24.25	25				
with pegs, frontal entry, high construction	CAF 24.29	29	MAF 24.32	32				
with pegs, frontal entry, high constr., without adaptor *	CFF 24.21	21	MFF 24.25	25				
with pegs, frontal entry, high constr., without adaptor *	CFF 24.29	29	MFF 24.32	32				

* enclosure without adaptor, threaded on the body, to be used only with a complete cable gland.

** can only be used with a complete cable gland (to be purchased separately)

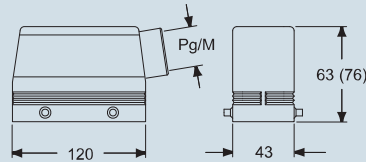
dimensions in mm

dimensions in mm

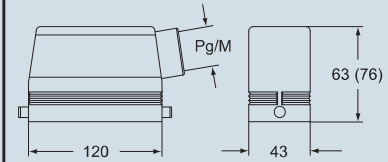
alternatively, hoods with pegs are coupled with fixed enclosures:

- C7, IP67 stainless steel lever, page 277
- CV, IP66 stainless steel lever, page 283 and 296

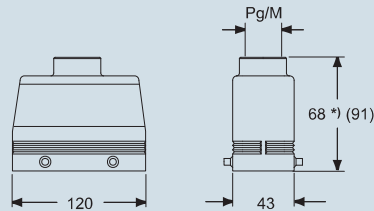
CHO (CAO) and MHO (MAO)



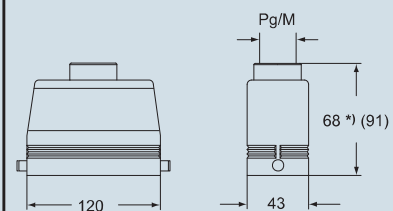
CHO L (CAO L) and MHO L (MAO L)



CHV (CAV) and MHV (MAV)



CHV L (CAV L) and MHV L (MAV L)



*) 69,5 for Pg 29 - M 40 versions

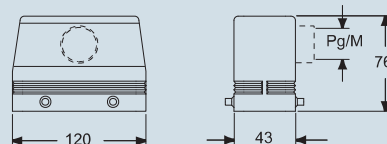
*) 69,5 for Pg 29 - M 40 versions

CALUS Type 4/4X/12



according to the type of lever

CAF/CFF and MAF/MFF



dimensions shown are not binding and may be changed without notice

C-TYPE - size 104.27