



inserts:	page:
CDD 42 poles + ⊕	69
CDS 18 poles + ⊕	79
CSH 10 poles + ⊕	92
CNE, CSE 10 poles + ⊕	105
CCE 10 poles + ⊕	111
CSS 10 poles + ⊕	123
CQE 18 poles + ⊕	139
CMCE 3+2 (aux) poles + ⊕	148
CMSH 3+2 (aux) poles + ⊕	149
CX 8/24 poles + ⊕	169
MIXO 3 modules	179 - 215

insert centre distance:
57 x 27 mm

hoods with 4 pegs



hoods with 2 pegs



description	part No.		part No.		part No.		part No.	
	entry Pg	entry M	entry Pg	entry M	entry Pg	entry M	entry Pg	entry M
with pegs, side entry	CHO 10	16	MHO 10.20	20	CHO 10 L	16	MHO 10 L20	20
with pegs, side entry			MHO 10.25	25			MHO 10 L25	25
with pegs, side entry, high construction	CAO 10.21	21	MAO 10.32	32	CAO 10 L21	21	MAO 10 L32	32
with pegs, side entry, high construction	CAO 10.29	29	MAO 10.40	40	CAO 10 L29	29	MAO 10 L40	40
with pegs, top entry	CHV 10	16	MHV 10.20 **	20	CHV 10 L	16	MHV 10 L20 **	20
with pegs, top entry			MHV 10.25	25			MHV 10 L25	25
with pegs, top entry, high construction	CAV 10.21	21	MAV 10.32	32	CAV 10 L21	21	MAV 10 L32	32
with pegs, top entry, high construction	CAV 10.29	29	MAV 10.40	40	CAV 10 L29	29	MAV 10 L40	40
with pegs, frontal entry, high construction	CAF 10	16	MAF 10.20	20				
with pegs, frontal entry, high constr., without adaptor *	CFF 10	16	MFF 10.20	20				

* enclosure without adaptor, threaded on the body, to be used only with a complete cable gland.

** can only be used with a complete cable gland (to be purchased separately)

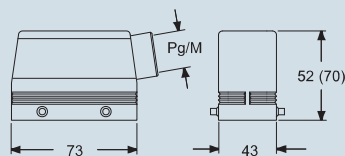
dimensions in mm

dimensions in mm

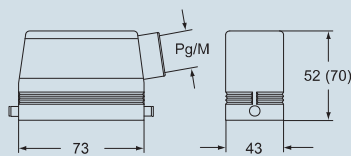
alternatively, hoods with pegs are coupled with fixed enclosures:

- C7, IP67 stainless steel lever, page 275
- CV, IP66 stainless steel lever, page 281 and 288

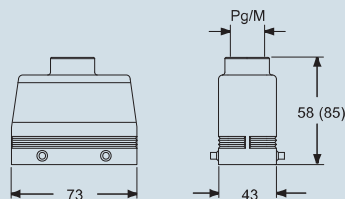
CHO (CAO) and MHO (MAO)



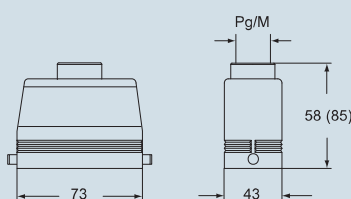
CHO L (CAO L) and MHO L (MAO L)



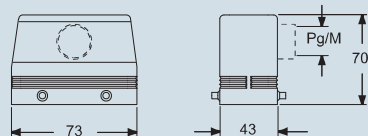
CHV (CAV) and MHV (MAV)



CHV L (CAV L) and MHV L (MAV L)



CAF/CFF and MAF/MFF



CAIUS Type 4/4X/12



according to the type of lever

dimensions shown are not binding and may be changed without notice