



inserts:	page:
CDD ..... 24 poles + ⊕	67
CDS ..... 9 poles + ⊕	78
CSH ..... 6 poles + ⊕	91
CNE, CSE ..... 6 poles + ⊕	104
CCE ..... 6 poles + ⊕	110
CSS ..... 6 poles + ⊕	122
CQE ..... 10 poles + ⊕	138
MIXO ..... 2 modules	179 - 215

insert centre distance:  
44 x 27 mm

hoods with 2 pegs



hoods with 1 lever



description	part No.		part No.		part No.		part No.	
		entry Pg		entry M		entry Pg		entry M
with pegs, side entry	CHO 06 L13	13.5	MHO 06 L20	20				
with pegs, side entry	CHO 06 L16	16	MHO 06 L25	25				
with pegs, side entry, high construction	CAO 06 L21	21	MAO 06 L25	25				
with pegs, side entry, high construction	CAO 06 L29	29	MAO 06 L32	32				
with pegs, side entry, high construction, without adaptor *	CFO 06 L21	21	MFO 06 L25	25				
with pegs, side entry, high construction, without adaptor *	CFO 06 L29	29	MFO 06 L32	32				
with pegs, top entry	CHV 06 L13 <sup>1)</sup>	13.5	MHV 06 L20 <sup>1)</sup>	20				
with pegs, top entry	CHV 06 L16 <sup>1)</sup>	16	MHV 06 L25 <sup>1)</sup>	25				
with pegs, top entry, high construction	CAV 06 L21	21	MAV 06 L25	25				
with pegs, top entry, high construction	CAV 06 L29	29	MAV 06 L32	32				
with pegs, top entry, high construction, without adaptor *	CFV 06 L21	21	MFV 06 L25	25				
with pegs, top entry, high construction, without adaptor *	CFV 06 L29	29	MFV 06 L32	32				
with lever, top entry					CHV 06 LG	16	MHV 06 LG25	25
with lever, top entry, high construction					CAV 06 LG21	21	MAV 06 LG25	25
with lever, top entry, high construction					CAV 06 LG29	29	MAV 06 LG32	32
with lever, top entry, high construction, without adaptor *					CFV 06 LG21	21	MFV 06 LG25	25
with lever, top entry, high construction, without adaptor *					CFV 06 LG29	29	MFV 06 LG32	32

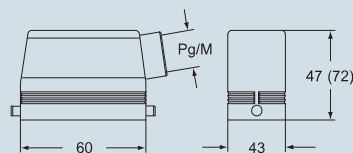
\* enclosure without adaptor, threaded on the body, to be used only with a complete cable gland.

alternatively, hoods with pegs are coupled with fixed enclosures:

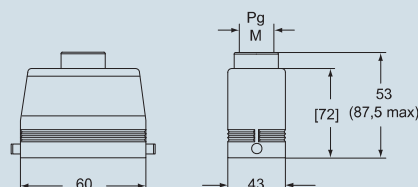
- C7, IP67 stainless steel lever, page 274
- CV, IP66 stainless steel lever, page 280 and 284

dimensions in mm

CHO L (CAO L) and (CFO L)  
MHO L (MAO L) and (MFO L)

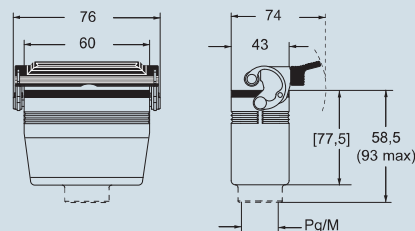


CHV L (CAV L) and [CFV L]  
MHV L (MAV L) and [MFV L]



dimensions in mm

CHV LG (CAV LG) and [CFV LG]  
MHV LG (MAV LG) and [MFV LG]



**CALUS** Type 4/4X/12



according to the type of lever

dimensions shown are not binding and may be changed without notice

C-TYPE - size 44.27