








## Load Feeders and Motor Starters for Use in the Control Cabinet

### SIRIUS 3RA2 Load Feeders

#### Accessories

##### Accessories for contactors

For contactors	Version	DT	Article No.	Price per PU	PU (UNIT, SET, M)	PS*	PG
Size							
<b>Auxiliary switch blocks for snapping onto the front of contactors</b>							
	Cable entry from below S00 ... S2	1-pole - 1 NO - 1 NC	▶ <b>3RH2911-1BA10</b> ▶ <b>3RH2911-1BA01</b>		1 1	1 unit 1 unit	41B 41B
	S00 ... S2	2-pole - 1 NO + 1 NC - 2 NO	▶ <b>3RH2911-1MA11</b> ▶ <b>3RH2911-1MA20</b>		1 1	1 unit 1 unit	41B 41B
<b>Auxiliary switch blocks for contactors, for lateral mounting</b>							
	S00 S00 S00 S0/S2 S0/S2 S0/S2	2 NC 1 NO + 1 NC 2 NO 2 NC 1 NO + 1 NC 2 NO	A <b>3RH2911-1DA02</b> A <b>3RH2911-1DA11</b> A <b>3RH2911-1DA20</b> A <b>3RH2921-1DA02</b> A <b>3RH2921-1DA11</b> A <b>3RH2921-1DA20</b>		1 1 1 1 1 1	1 unit 1 unit 1 unit 1 unit 1 unit 1 unit	41B 41B 41B 41B 41B 41B
	S00 S00 S00 S0/S2 S0/S2 S0/S2	2 NC 1 NO + 1 NC 2 NO 2 NC 1 NO + 1 NC 2 NO	A <b>3RH2911-2DA02</b> A <b>3RH2911-2DA11</b> A <b>3RH2911-2DA20</b> A <b>3RH2921-2DA02</b> A <b>3RH2921-2DA11</b> A <b>3RH2921-2DA20</b>		1 1 1 1 1 1	1 unit 1 unit 1 unit 1 unit 1 unit 1 unit	41B 41B 41B 41B 41B 41B
<b>Connection modules for contactors with screw terminals (can only be used for direct-on-line starters)</b>							
	<b>Adapters for contactor</b> Ambient temperature $T_{u \max.} = 60 \text{ °C}$ S00	Rated operational current $I_e$ At AC-3/400 V: 20 A	B <b>3RT1916-4RD01</b>		1	1 unit	41B
	S0	Rated operational current $I_e$ At AC-3/400 V: 25 A	B <b>3RT1926-4RD01</b>		1	1 unit	41B
	<b>Plugs for contactors</b> S00, S0	--	B <b>3RT1900-4RE01</b>		1	1 unit	41B

For the complete range of accessories for the 3RT1 contactors, see [page 3/117 onwards](#).