



SELF POWERED CURRENT LOOP ISOLATOR

Z110S - 1 Channel
Z110D - 2 Channel

GENERAL SPECIFICATION

- 4 - 20 mA current input.
- Retransmission of input as an isolated 4 - 20 mA output.
- Input / output isolation 1500Vac.
- Channel to channel isolation 1500Vac (2 channel model Z110D only).

TECHNICAL SPECIFICATION

Power supply:	Self Powered from the input (primary) loop.			
Input:	Current: 4 - 20 mA Minimum Volt Drop at 20mA: 7V (all loads up to 160ohm) Maximum Volt Drop at 20mA 3.8V + (Load Resistance)*0.02V.			
Output:	4 - 20 mA (active), max load resistance 500 ohm.			
Operating Conditions:	Temperature: 0~50°C, Humidity min:30%, max 90% @ 40°C, non condensing.			
Input measurement error:	Calibration Error	Thermal Coefficient	Linearity error	Load variation effect
	0,1% off f.s.	0,02% off f.s./°C	0,1% off f.s.	0,1% off f.s.
Response Time:	<100 mS to reach 90% of final value.			
Input Protection:	Protected up to 35Vdc Max.			
Output Protection:	Protected up to 35Vdc Max.			
Standards:	This instrument meets or exceeds the requirements of EN50081-2 (electromagnetic emissions, industrial environment) EN50082-2 (electromagnetic susceptibility, industrial environment) EN61010-1 (safety)			

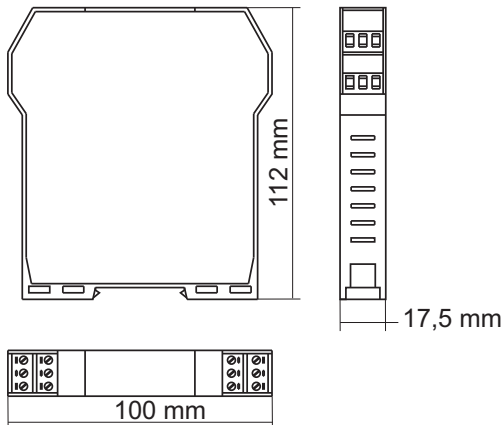


SENECA

M1000692-E

ENGLISH - 1/4

DIMENSIONS



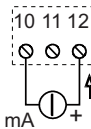
INSTALLATION

The Z110S and Z110D are designed for easy mounting on 35mm DIN rail.

ELECTRICAL CONNECTIONS

Screened cable is recommended for signal connections and the screen should be connected to the instrument earth. It is good practice to separate signal cables from power cables and to avoid potential sources of interference such as electric motors, variable speed drives, microwave ovens and induction

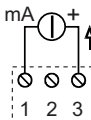
CHANNEL 1 INPUT (Z110S and Z110D)



PASSIVE INPUT: Connect the module in the current loop as shown. The module is powered by the 4 to 20mA current loop.

Voltage Drop at 20mA: 3.8V plus Load Volt drop (0.02*load resistance), minimum 7V (e.g. with load of 250ohm Volt Drop is : 3.8V + (0.02*250) = 8.80V)

CHANNEL 1 OUTPUT (Z110S and Z110D)



ACTIVE OUTPUT: The module generates a current in the output loop identical to the current in the input loop. It is capable of driving into a maximum load of 500ohm.

The output loop must NOT be powered.

SENECA

M1000692-E

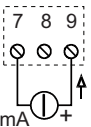
ENGLISH - 1/4

SENECA

M1000692-E

ENGLISH - 3/4

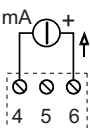
CHANNEL 2 INPUT (Z110D only)



PASSIVE INPUT: Connect the module in the current loop as shown. The module is powered by the 4 to 20mA current loop.

Voltage Drop at 20mA: 3.8V plus Load Volt drop (0.02*load resistance), minimum 7V (e.g. with load of 250ohm Volt Drop is : 3.8V + (0.02*250) = 8.80V)

CHANNEL 2 OUTPUT (Z110D only)



ACTIVE OUTPUT: The module generates a current in the output loop identical to the current in the input loop. It is capable of driving into a maximum load of 500_.

The output loop must NOT be powered.



Disposal of Electrical & Electronic Equipment (Applicable throughout the European Union and other European countries with separate collection programs)

This symbol, found on your product or on its packaging, indicates that this product should not be treated as household waste when you wish to dispose of it. Instead, it should be handed over to an applicable collection point for the recycling of electrical and electronic equipment. By ensuring this product is disposed of correctly, you will help prevent potential negative consequences to the environment and human health, which could otherwise be caused by inappropriate disposal of this product. The recycling of materials will help to conserve natural resources. For more detailed information about the recycling of this product, please contact your local city office, waste disposal service or the retail store where you purchased this product.

This document is property of SENECA s.r.l. Duplication and reproduction are forbidden, if not authorized. Contents of the present documentation refers to products and technologies described in it. All technical data contained in the document may be modified without prior notice Content of this documentation is subject to periodical revision.



SENECA s.r.l.
Via Austria, 26 - 35127 - PADOVA - ITALY
Tel. +39.049.8705355 - 8705359 - Fax +39.049.8706287
e-mail: info@seneca.it - www.seneca.it

SENECA

M1000692-E

ENGLISH - 2/4

SENECA

M1000692-E

ENGLISH - 4/4